

Scandinavian Auto Logistics A/S

Nordre Dokkaj 1, 6700 Esbjerg

CVR no. 21 80 63 31

Annual report 2021

Approved at the Company's annual general meeting on 16 March 2022

Chair of the meeting:

A handwritten signature in blue ink, appearing to read 'Costantino Baldissara', written over a horizontal dotted line.

Costantino Baldissara

SAL

**SCANDINAVIAN
AUTO LOGISTICS**

Contents

Statement by the Board of Directors and the Executive Board	2
Independent auditor's report	3
Management's review	5
Financial statements 1 January - 31 December	7
Income statement	7
Balance sheet	8
Statement of changes in equity	10
Notes to the financial statements	11

Statement by the Board of Directors and the Executive Board

Today, the Board of Directors and the Executive Board have discussed and approved the annual report of Scandinavian Auto Logistics A/S for the financial year 1 January - 31 December 2021.

The annual report is prepared in accordance with the Danish Financial Statements Act.

In our opinion, the financial statements give a true and fair view of the financial position of the Company at 31 December 2021 and of the results of the Company's operations for the financial year 1 January - 31 December 2021.

Further, in our opinion, the Management's review gives a fair review of the matters discussed in the Management's review.

We recommend that the annual report be approved at the annual general meeting.

Esbjerg, 16 March 2022
Executive Board:




Henrik Otto Jensen

Board of Directors:




Costantino Baldissara
Chair




Gianpaolo Polichetti



Mario Massarotti



Fabrice Claude Laurent
Barthe



Henrik Otto Jensen

Independent auditor's report

To the shareholders of Scandinavian Auto Logistics A/S

Opinion

We have audited the financial statements of Scandinavian Auto Logistics A/S for the financial year 1 January - 31 December 2021, which comprise income statement, balance sheet, statement of changes in equity and notes, including accounting policies. The financial statements are prepared in accordance with the Danish Financial Statements Act.

In our opinion, the financial statements give a true and fair view of the financial position of the Company at 31 December 2021 and of the results of the Company's operations for the financial year 1 January - 31 December 2021 in accordance with the Danish Financial Statements Act.

Basis for opinion

We conducted our audit in accordance with International Standards on Auditing (ISAs) and the additional requirements applicable in Denmark. Our responsibilities under those standards and requirements are further described in the "Auditor's responsibilities for the audit of the financial statements" section of our report. We believe that the audit evidence we have obtained is sufficient and appropriate to provide a basis for our opinion.

Independence

We are independent of the Company in accordance with the International Ethics Standards Board for Accountants' Code of Ethics for Professional Accountants (IESBA Code) and the additional ethical requirements applicable in Denmark, and we have fulfilled our other ethical responsibilities in accordance with these requirements and the IESBA Code.

Management's responsibilities for the financial statements

Management is responsible for the preparation of financial statements that give a true and fair view in accordance with the Danish Financial Statements Act and for such internal control as Management determines is necessary to enable the preparation of financial statements that are free from material misstatement, whether due to fraud or error.

In preparing the financial statements, Management is responsible for assessing the Company's ability to continue as a going concern, disclosing, as applicable, matters related to going concern and using the going concern basis of accounting in preparing the financial statements unless Management either intends to liquidate the Company or to cease operations, or has no realistic alternative but to do so.

Auditor's responsibilities for the audit of the financial statements

Our objectives are to obtain reasonable assurance as to whether the financial statements as a whole are free from material misstatement, whether due to fraud or error and to issue an auditor's report that includes our opinion. Reasonable assurance is a high level of assurance, but is not a guarantee that an audit conducted in accordance with ISAs and the additional requirements applicable in Denmark will always detect a material misstatement when it exists. Misstatements can arise from fraud or error and are considered material if, individually or in the aggregate, they could reasonably be expected to influence the economic decisions of users taken on the basis of the financial statements.

As part of an audit conducted in accordance with ISAs and the additional requirements applicable in Denmark, we exercise professional judgement and maintain professional scepticism throughout the audit. We also:

- ▶ Identify and assess the risks of material misstatement of the financial statements, whether due to fraud or error, design and perform audit procedures responsive to those risks and obtain audit evidence that is sufficient and appropriate to provide a basis for our opinion. The risk of not detecting a material misstatement resulting from fraud is higher than for one resulting from error as fraud may involve collusion, forgery, intentional omissions, misrepresentations or the override of internal control.
- ▶ Obtain an understanding of internal control relevant to the audit in order to design audit procedures that are appropriate in the circumstances, but not for the purpose of expressing an opinion on the effectiveness of the Company's internal control.

Independent auditor's report

- ▶ Evaluate the appropriateness of accounting policies used and the reasonableness of accounting estimates and related disclosures made by Management.
- ▶ Conclude on the appropriateness of Management's use of the going concern basis of accounting in preparing the financial statements and, based on the audit evidence obtained, whether a material uncertainty exists related to events or conditions that may cast significant doubt on the Company's ability to continue as a going concern. If we conclude that a material uncertainty exists, we are required to draw attention in our auditor's report to the related disclosures in the financial statements or, if such disclosures are inadequate, to modify our opinion. Our conclusions are based on the audit evidence obtained up to the date of our auditor's report. However, future events or conditions may cause the Company to cease to continue as a going concern.
- ▶ Evaluate the overall presentation, structure and contents of the financial statements, including the note disclosures, and whether the financial statements represent the underlying transactions and events in a manner that gives a true and fair view.

We communicate with those charged with governance regarding, among other matters, the planned scope and timing of the audit and significant audit findings, including any significant deficiencies in internal control that we identify during our audit.

Statement on the Management's review

Management is responsible for the Management's review.

Our opinion on the financial statements does not cover the Management's review, and we do not express any form of assurance conclusion thereon.

In connection with our audit of the financial statements, our responsibility is to read the Management's review and, in doing so, consider whether the Management's review is materially inconsistent with the financial statements or our knowledge obtained during the audit, or otherwise appears to be materially misstated.

Moreover, it is our responsibility to consider whether the Management's review provides the information required under the Danish Financial Statements Act.

Based on the work we have performed, we conclude that the Management's review is in accordance with the financial statements and has been prepared in accordance with the requirements of the Danish Financial Statement Act. We did not identify any material misstatement of the Management's review.

Esbjerg, 16 March 2022
EY Godkendt Revisionspartnerselskab
CVR no. 30 70 02 28


Morten Østergaard Koch
State Authorised Public Accountant
mne35420


Claes Jensen
State Authorised Public Accountant
mne44108

Management's review

Company details

Name	Scandinavian Auto Logistics A/S
Address, Postal code, City	Nordre Dokkaj 1, 6700 Esbjerg
CVR no.	21 80 63 31
Established	1 July 1999
Registered office	Esbjerg
Financial year	1 January - 31 December
Board of Directors	Costantino Baldissara, Chair Gianpaolo Polichetti Mario Massarotti Fabrice Claude Laurent Barthe Henrik Otto Jensen
Executive Board	Henrik Otto Jensen
Auditors	EY Godkendt Revisionspartnerselskab Bavnehøjvej 5, 6700 Esbjerg, Denmark
Bankers	Nordea Kongensgade 44-48, 6700 Esbjerg

Management's review

Business review

The company's activities involve pre-delivery inspection at the Port of Esbjerg and distribution of cars received from car factories.

Further the company performs stevedore activities in connections with receipt of the above mentioned cars.

Financial review

Profit for the year after tax for 2021 amounts to tEUR 78.

The profit for the year is considered satisfactory taking into account of the market situation.

Events after the balance sheet date

No events materially affecting the Company's financial position have occurred subsequent to the financial year-end.

Financial statements 1 January - 31 December

Income statement

Note	EUR	2021	2020
	Gross profit	2,799,509	3,250,679
3	Staff costs	-2,540,124	-2,921,755
	Amortisation/depreciation and impairment of property, plant and equipment	-138,909	-155,070
	Profit before net financials	120,476	173,854
	Financial income	45	14
	Financial expenses	-19,216	-12,580
	Profit before tax	101,305	161,288
4	Tax for the year	-23,250	-36,710
	Profit for the year	<u>78,055</u>	<u>124,578</u>
	Recommended appropriation of profit		
	Retained earnings	<u>78,055</u>	<u>124,578</u>
		<u>78,055</u>	<u>124,578</u>

Financial statements 1 January - 31 December

Balance sheet

Note	EUR	2021	2020
	ASSETS		
	Fixed assets		
5	Intangible assets		
	Software	32,273	0
		<u>32,273</u>	<u>0</u>
6	Property, plant and equipment		
	Building on leased land	258,129	280,970
	Other fixtures and fittings, tools and equipment	338,014	438,759
		<u>596,143</u>	<u>719,729</u>
	Total fixed assets	<u>628,416</u>	<u>719,729</u>
	Non-fixed assets		
	Inventories		
	Raw materials and consumables	102,157	15,837
		<u>102,157</u>	<u>15,837</u>
	Receivables		
	Trade receivables	1,167,997	1,402,278
	Deferred tax assets	4,707	3,361
	Income taxes receivable	50,446	44,749
	Other receivables	151,508	94,508
	Prepayments	232,306	205,317
		<u>1,606,964</u>	<u>1,750,213</u>
	Cash	<u>1,463,160</u>	<u>1,784,151</u>
	Total non-fixed assets	<u>3,172,281</u>	<u>3,550,201</u>
	TOTAL ASSETS	<u><u>3,800,697</u></u>	<u><u>4,269,930</u></u>

Financial statements 1 January - 31 December

Balance sheet

Note	EUR	2021	2020
	EQUITY AND LIABILITIES		
	Equity		
	Share capital	402,960	402,960
	Retained earnings	1,418,744	1,340,033
	Total equity	1,821,704	1,742,993
	Liabilities other than provisions		
7	Non-current liabilities other than provisions		
	Lease liabilities	169,545	204,073
		169,545	204,073
	Current liabilities other than provisions		
	Lease liabilities	34,436	33,956
	Trade payables	682,267	774,182
	Payables to group entities	286,398	147,890
	Other payables	806,347	1,366,836
		1,809,448	2,322,864
	Total liabilities other than provisions	1,978,993	2,526,937
	TOTAL EQUITY AND LIABILITIES	3,800,697	4,269,930

- 1 Accounting policies
- 2 Special items
- 8 Contractual obligations and contingencies, etc.
- 9 Related parties

Financial statements 1 January - 31 December

Statement of changes in equity

EUR	<u>Share capital</u>	<u>Retained earnings</u>	<u>Total</u>
Equity at 1 January 2021	402,960	1,340,033	1,742,993
Exchange adjustment	0	656	656
Transfer through appropriation of profit	<u>0</u>	<u>78,055</u>	<u>78,055</u>
Equity at 31 December 2021	<u><u>402,960</u></u>	<u><u>1,418,744</u></u>	<u><u>1,821,704</u></u>

The share capital consists of share certificates of 1,000 DKK each.

No shares have special rights.

Financial statements 1 January - 31 December

Notes to the financial statements

1 Accounting policies

The annual report of Scandinavian Auto Logistics A/S for 2021 has been prepared in accordance with the provisions in the Danish Financial Statements Act to report reporting class B entities.

The accounting policies used in the preparation of the financial statements are consistent with those of last year.

Reporting currency

The financial statements are presented in EUR.

Foreign currency translation

On initial recognition, transactions denominated in foreign currencies are translated at the exchange rate at the transaction date. Foreign exchange differences arising between the exchange rates at the transaction date and the date of payment are recognised in the income statement as financial income or financial expenses.

Receivables and payables and other monetary items denominated in foreign currencies are translated at the exchange rate at the balance sheet date. The difference between the exchange rates at the balance sheet date and the date at which the receivable or payable arose or was recognised in the most recent financial statements is recognised in the income statement as financial income or financial expenses.

Income statement

Revenue

Revenue from the sale of goods is recognised in the income statement provided that delivery and transfer of risk to the buyer has taken place before yearend. Revenue is measured ex VAT and taxes.

Revenue is measured at the fair value of the agreed consideration excluding VAT and taxes charged on behalf of third parties. All discounts and rebates granted are recognised in revenue.

Gross profit

The items revenue, cost of sales, other operating income and external expenses have been aggregated into one item in the income statement called gross margin in accordance with section 32 of the Danish Financial Statements Act.

Other operating income

Other operating income comprise items of a secondary nature relative to the Company's core activities, including gains on the sale of fixed assets and other support in connection with COVID-19.

Cost of sales

Cost of sales includes the cost of goods used in generating the year's revenue.

Other external expenses

Other external expenses include the year's expenses relating to the Company's core activities, including expenses relating to distribution, sale, advertising, administration, premises, bad debts, payments under operating leases, etc.

Financial statements 1 January - 31 December

Notes to the financial statements

1 Accounting policies (continued)

Staff costs

Staff costs include wages and salaries, including compensated absence and pension to the Company's employees, as well as other social security contributions, etc. The item is net of refunds from public authorities.

Depreciation

The item comprises amortisation/depreciation and impairment of intangible assets and property, plant and equipment.

The basis of amortisation/depreciation, which is calculated as cost less any residual value, is amortised/depreciated on a straight line basis over the expected useful life. The expected useful lives of the assets are as follows:

Software	3 years
Building on leased land	20 years
Other fixtures and fittings, tools and equipment	3-10 years

Financial income and expenses

Financial income and expenses are recognised in the income statements at the amounts that concern the financial year. Net financials include interest income and expenses as well as allowances and surcharges under the advance-payment-of-tax scheme, etc.

Tax

Tax for the year includes current tax on the year's expected taxable income and the year's deferred tax adjustments. The portion of the tax for the year that relates to the profit/loss for the year is recognised in the income statement, whereas the portion that relates to transactions taken to equity is recognised in equity.

Balance sheet

Intangible assets

Intangible assets include software licences.

Intangible assets are measured at cost less accumulated amortisation and impairment losses.

Property, plant and equipment

Items of property, plant and equipment are measured at cost less accumulated depreciation and impairment losses. Cost includes the acquisition price and costs directly related to the acquisition until the time at which the asset is ready for use.

Gains or losses are calculated as the difference between the selling price less selling costs and the carrying amount at the date of disposal. Gains and losses from the disposal of property, plant and equipment are recognised in the income statement as other operating income or other operating expenses.

Financial statements 1 January - 31 December

Notes to the financial statements

1 Accounting policies (continued)

Leases

On initial recognition, leases for assets that transfer substantially all the risks and rewards incident to the ownership to the Company (finance leases) are measured in the balance sheet at the lower of fair value and the present value of the future lease payments. In calculating the net present value, the interest rate implicit in the lease or the incremental borrowing rate is used as the discount factor. Assets held under finance leases are subsequently accounted for in the same way as the Company's other assets.

The capitalised residual lease liability is recognised in the balance sheet as a liability, and the interest element of the lease payment is recognised in the income statement over the term of the lease.

Leases that do not transfer substantially all the risks and rewards incident to the ownership to the Company are classified as operating leases. Payments relating to operating leases and any other rent agreements are recognised in the income statement over the term of the lease. The Company's aggregate liabilities relating to operating leases and other rent agreements are disclosed under "Contingent liabilities".

Impairment of fixed assets

The carrying amount of intangible assets, property, plant and equipment is assessed for impairment on an annual basis.

Impairment tests are conducted on assets or groups of assets when there is evidence of impairment. The carrying amount of impaired assets is reduced to the higher of the net selling price and the value in use (recoverable amount).

The recoverable amount is the higher of the net selling price of an asset and its value in use. The value in use is calculated as the present value of the expected net cash flows from the use of the asset or the group of assets and the expected net cash flows from the disposal of the asset or the group of assets after the end of the useful life.

Previously recognised impairment losses are reversed when the reason for recognition no longer exists.

Inventories

Inventories are measured at cost in accordance with the FIFO method. Where the net realisable value is lower than cost, inventories are written down to this lower value. The net realisable value of inventories is calculated as the sales amount less costs of completion and expenses required to effect the sale and is determined taking into account marketability, obsolescence and development in the expected selling price.

Receivables

Receivables are measured at amortised cost.

If there is objective indication that an individual receivable has been impaired, write-down is made on an individual basis.

Prepayments

Prepayments recognised under "Assets" comprise prepaid expenses regarding subsequent financial reporting years.

Financial statements 1 January - 31 December

Notes to the financial statements

1 Accounting policies (continued)

Cash

Cash comprise cash.

Equity

Proposed dividends

Dividend proposed for the year is recognised as a liability once adopted at the annual general meeting (declaration date). Dividends expected to be distributed for the financial year are presented as a separate item under "Equity".

Income taxes

Current tax payables and receivables are recognised in the balance sheet as the estimated income tax charge for the year, adjusted for prior-year taxes and tax paid on account.

Deferred tax is measured using the balance sheet liability method on all temporary differences between the carrying amount and the tax value of assets and liabilities. Where alternative tax rules can be applied to determine the tax base, deferred tax is measured based on Management's intended use of the asset or settlement of the liability, respectively.

Deferred tax is measured according to the tax rules and at the tax rates applicable at the balance sheet date when the deferred tax is expected to crystallise as current tax. Deferred tax assets are recognised at the expected value of their utilisation; either as a set-off against tax on future income or as a set-off against deferred tax liabilities in the same legal tax entity. Changes in deferred tax due to changes in the tax rate are recognised in the income statement.

Liabilities

Financial liabilities are recognised at the date of borrowing at the net proceeds received less transaction costs paid. In subsequent periods, the financial liabilities are measured at amortised cost, corresponding to the capitalised value using the effective interest rate. Accordingly, the difference between the proceeds and the nominal value is recognised in the income statement over the term of the loan.

Other liabilities are measured at net realisable value.

Lease liabilities

Lease liabilities are measured at the net present value of the remaining lease payments including any guaranteed residual value based on the interest rate implicit in the lease.

Financial statements 1 January - 31 December

Notes to the financial statements

2 Special items

Special items for the year consists of adjustment of recieved support regarding COVID-19. Special items amount to tEUR -48 for 2020 (2020: tEUR 329) which is recognized under other operation income.

EUR	<u>2021</u>	<u>2020</u>
3 Staff costs		
Wages/salaries	2,364,238	2,729,454
Pensions	144,222	169,550
Other social security costs	31,664	22,751
	<u>2,540,124</u>	<u>2,921,755</u>
 Average number of full-time employees	 <u>28</u>	 <u>35</u>
 4 Tax for the year		
Estimated tax charge for the year	24,595	46,926
Deferred tax adjustments in the year	-1,345	-10,216
	<u>23,250</u>	<u>36,710</u>
 5 Intangible assets		
EUR		<u>Software</u>
Cost at 1 January 2021		66,227
Exchange adjustment		25
Additions in the year		32,273
Cost at 31 December 2021		<u>98,525</u>
Impairment losses and amortisation at 1 January 2021		66,227
Exchange adjustment		25
Impairment losses and amortisation at 31 December 2021		<u>66,252</u>
Carrying amount at 31 December 2021		<u>32,273</u>

Financial statements 1 January - 31 December

Notes to the financial statements

6 Property, plant and equipment

EUR	Building on leased land	Other fixtures and fittings, tools and equipment	Total
Cost at 1 January 2021	458,726	1,132,796	1,591,522
Exchange adjustment	173	427	600
Additions in the year	0	15,049	15,049
Disposals in the year	0	-2,958	-2,958
Cost at 31 December 2021	458,899	1,145,314	1,604,213
Impairment losses and depreciation at 1 January 2021	177,756	694,037	871,793
Exchange adjustment	69	258	327
Amortisation/depreciation in the year	22,945	115,963	138,908
Reversal of amortisation/depreciation and impairment of disposals	0	-2,958	-2,958
Impairment losses and depreciation at 31 December 2021	200,770	807,300	1,008,070
Carrying amount at 31 December 2021	258,129	338,014	596,143
Property, plant and equipment include finance leases with a carrying amount totalling	0	252,252	252,252

7 Non-current liabilities other than provisions

Of the long-term liabilities, tEUR 0 falls due for payment after more than 5 years after the balance sheet date.

8 Contractual obligations and contingencies, etc.

Other financial obligations

The Company has entered into operating leases. The obligations amount to tEUR 13 per 31 December 2021, of which tEUR 13 falls due for payment next year.

The Company has entered leases regarding harbour areas. The liability for the non-cancellable period amounts to tEUR 892.

9 Related parties

Information about consolidated financial statements

Parent	Domicile	Requisitioning of the parent company's consolidated financial statements
Grimaldi Group SpA	Napoli, Italy	The address of the entity: Via Marchese Campodisola 13, 80133 Napoli, Italy