

# Schneider Nordic Baltic A/S

Lautrupvang 1  
2750 Ballerup  
Denmark


CVR no. 21 40 93 32

**Annual report 2018**

The annual report was presented and approved at the  
Company's annual general meeting on

31 May 2019

chairman



## Contents

Statement by the Board of Directors and the Executive Board	2
Independent auditor's report	3
Management's review	5
Company details	5
Financial highlights	6
Operating review	7
Financial statements 1 January – 31 December	
Income statement	8
Balance sheet	9
Statement of changes in equity	11
Notes	12

## Statement by the Board of Directors and the Executive Board

The Board of Directors and the Executive Board have today discussed and approved the annual report of Schneider Nordic Baltic A/S for the financial year 1 January – 31 December 2018.


The annual report has been prepared in accordance with the Danish Financial Statements Act.

In our opinion, the financial statements give a true and fair view of the Company's assets, liabilities and financial position at 31 December 2018 and of the results of the Company's operations for the financial year 1 January – 31 December 2018.

Further, in our opinion, the Management's review gives a fair review of the development in the Company's operations and financial matters, of the results for the year and of the Company's financial position.

We recommend that the annual report be approved at the annual general meeting.

Ballerup, 31 May 2019  
Executive Board:



---

Thomas Träger  
CEO

---

Pia Gardø Rlise  
Director

Board of Directors:



---

Barbara Frei-Spreiter  
Chairman



---

Bernadette Alice Drillat ep.  
Meunier-Beillard

---

Brigitte Marguerite  
Véronique Ludivine Blanc

Schneider Nordic Baltic A/S  
Annual report 2018  
CVR no. 21 40 93 32

## Statement by the Board of Directors and the Executive Board

The Board of Directors and the Executive Board have today discussed and approved the annual report of Schneider Nordic Baltic A/S for the financial year 1 January – 31 December 2018.

The annual report has been prepared in accordance with the Danish Financial Statements Act.

In our opinion, the financial statements give a true and fair view of the Company's assets, liabilities and financial position at 31 December 2018 and of the results of the Company's operations for the financial year 1 January – 31 December 2018.

Further, in our opinion, the Management's review gives a fair review of the development in the Company's operations and financial matters, of the results for the year and of the Company's financial position.

We recommend that the annual report be approved at the annual general meeting.

Ballerup, 31 May 2019  
Executive Board:

\_\_\_\_\_  
Thomas Träger  
CEO

  
\_\_\_\_\_  
Pia Gardø Riise  
Director

Board of Directors:

\_\_\_\_\_  
Barbara Frei-Spreiter  
Chairman

\_\_\_\_\_  
Bernadette Alice Drillat ep.  
Meunier-Beillard

\_\_\_\_\_  
Brigitte Margueritte  
Véronique Ludivine Blanc

## Statement by the Board of Directors and the Executive Board

The Board of Directors and the Executive Board have today discussed and approved the annual report of Schneider Nordic Baltic A/S for the financial year 1 January – 31 December 2018.


The annual report has been prepared in accordance with the Danish Financial Statements Act.

In our opinion, the financial statements give a true and fair view of the Company's assets, liabilities and financial position at 31 December 2018 and of the results of the Company's operations for the financial year 1 January – 31 December 2018.

Further, in our opinion, the Management's review gives a fair review of the development in the Company's operations and financial matters, of the results for the year and of the Company's financial position.

We recommend that the annual report be approved at the annual general meeting.

Ballerup, 31 May 2019  
Executive Board:



---

Thomas Träger  
CEO

---

Pia Gardø Riise  
Director


Board of Directors:

---

Barbara Frei-Spreiter  
Chairman

---

Bernadette Alice Drillet ep.  
Meunier-Beillard



---

Brigitte Margueritte  
Véronique Ludvine Blanc



## Independent auditor's report

### To the shareholders of Schneider Nordic Baltic A/S

#### Opinion

We have audited the financial statements of Schneider Nordic Baltic A/S for the financial year 1 January – 31 December 2018, which comprise income statement, balance sheet, statement of changes in equity and notes, including accounting policies. The financial statements are prepared in accordance with the Danish Financial Statements Act.

In our opinion, the financial statements give a true and fair view of the financial position of the Company at 31 December 2018 and of the results of the Company's operations for the financial year 1 January – 31 December 2018 in accordance with the Danish Financial Statements Act.

#### Basis for opinion

We conducted our audit in accordance with International Standards on Auditing (ISAs) and additional requirements applicable in Denmark. Our responsibilities under those standards and requirements are further described in the "Auditor's responsibilities for the audit of the financial statements" section of our report. We believe that the audit evidence we have obtained is sufficient and appropriate to provide a basis for our opinion.

#### Independence

We are independent of the Company in accordance with the International Ethics Standards Board for Accountants' Code of Ethics for Professional Accountants (IESBA Code) and additional requirements applicable in Denmark, and we have fulfilled our other ethical responsibilities in accordance with these rules and requirements.

#### Management's responsibility for the financial statements

Management is responsible for the preparation of financial statements that give a true and fair view in accordance with the Danish Financial Statements Act and for such internal control as Management determines is necessary to enable the preparation of financial statements that are free from material misstatement, whether due to fraud or error.

In preparing the financial statements, Management is responsible for assessing the Company's ability to continue as a going concern, disclosing, as applicable, matters related to going concern and using the going concern basis of accounting in preparing the financial statements unless Management either intends to liquidate the Company or to cease operations, or has no realistic alternative but to do so.

#### Auditor's responsibilities for the audit of the financial statements

Our objectives are to obtain reasonable assurance as to whether the financial statements as a whole are free from material misstatement, whether due to fraud or error, and to issue an auditor's report that includes our opinion. Reasonable assurance is a high level of assurance, but is not a guarantee that an audit conducted in accordance with ISAs and additional requirements applicable in Denmark will always detect a material misstatement when it exists. Misstatements can arise from fraud or error and are considered material if, individually or in the aggregate, they could reasonably be expected to influence the economic decisions of users taken on the basis of the financial statements.

As part of an audit conducted in accordance with ISAs and additional requirements applicable in Denmark, we exercise professional judgement and maintain professional scepticism throughout the audit. We also:

- Identify and assess the risks of material misstatement of the financial statements, whether due to fraud or error, design and perform audit procedures responsive to those risks and obtain audit evidence that is sufficient and appropriate to provide a basis for our opinion. The risk of not detecting a material misstatement resulting from fraud is higher than for one resulting from error, as fraud may involve collusion, forgery, intentional omissions, misrepresentations or the override of internal control.

## Independent auditor's report

- Obtain an understanding of internal control relevant to the audit in order to design audit procedures that are appropriate in the circumstances, but not for the purpose of expressing an opinion on the effectiveness of the Company's internal control.
- Evaluate the appropriateness of accounting policies used and the reasonableness of accounting estimates and related disclosures made by Management.
- Conclude on the appropriateness of Management's use of the going concern basis of accounting in preparing the financial statements and, based on the audit evidence obtained, whether a material uncertainty exists related to events or conditions that may cast significant doubt on the Company's ability to continue as a going concern. If we conclude that a material uncertainty exists, we are required to draw attention in our auditor's report to the related disclosures in the financial statements or, if such disclosures are inadequate, to modify our opinion. Our conclusions are based on the audit evidence obtained up to the date of our auditor's report. However, future events or conditions may cause the Company to cease to continue as a going concern.
- Evaluate the overall presentation, structure and contents of the financial statements, including the note disclosures, and whether the financial statements represent the underlying transactions and events in a manner that gives a true and fair view.

We communicate with those charged with governance regarding, among other matters, the planned scope and timing of the audit and significant audit findings, including any significant deficiencies in internal control that we identify during our audit.

## Statement on the Management's review

Management is responsible for the Management's review.

Our opinion on the financial statements does not cover the Management's review, and we do not express any form of assurance conclusion thereon.

In connection with our audit of the financial statements, our responsibility is to read the Management's review and, in doing so, consider whether the Management's review is materially inconsistent with the financial statements or our knowledge obtained during the audit, or otherwise appears to be materially misstated.

Moreover, it is our responsibility to consider whether the Management's review provides the information required under the Danish Financial Statements Act.

Based on the work we have performed, we conclude that the Management's review is in accordance with the financial statements and has been prepared in accordance with the requirements of the Danish Financial Statements Act. We did not identify any material misstatement of the Management's review.

Copenhagen 31 May 2019

**Ernst & Young**

Godkendt Revisionspartnerselskab

CVR no. 30 70 02 28



Jan C. Olsen  
State Authorised  
Public Accountant  
mne33717



Dennis Dupont  
State Authorised  
Public Accountant  
mne36192

**Schneider Nordic Baltic A/S**  
Annual report 2018  
CVR no. 21 40 93 32

## Management's review

### Company details

Schneider Nordic Baltic A/S  
Lautrupvang 1  
2750 Ballerup  
Denmark

CVR no.:	21 40 93 32
Established:	1 October 1998
Registered office:	Ballerup
Financial year:	1 January – 31 December

### Board of Directors

Barbara Frei-Spreiter, Chairman  
Bernadetta Alice Drillat ep. Meunier-Beillard  
Brigitte Margueritte Véronique Ludivine Blanc

### Executive Board

Niels H. Svenningsen, CEO  
Pia Gardø Riise, Director

### Auditor

Ernst & Young  
Godkendt Revisionspartnerselskab  
Osvold Helmuths Vej 4  
2000 Frederiksberg  
Denmark

### Annual general meeting

The annual general meeting will be held on 31 May 2019.



## Management's review

### Financial highlights

DKK'000	2018	2017	2016	2015	2014
<b>Key figures</b>					
Ordinary operating loss	-2,327	-9,538	-3,616	-3,337	-600
Profit from financial income and expenses	795,792	531,601	236,917	574,134	609,124
Profit for the year	799,969	519,475	235,675	573,720	611,206
Total assets	3,707,967	3,428,603	3,281,436	3,477,267	3,507,487
Equity	3,686,227	3,404,910	3,121,110	3,459,155	3,496,641
<b>Ratios</b>					
Return on equity	22.6%	15.8%	7.2%	16.5%	21.6%
Solvency ratio	99.4%	99.3%	95.1%	99.5%	99.7%

Financial ratios are calculated in accordance with the recommendations of the Danish Finance Society.

Return on equity

$$\frac{\text{Profit/loss from ordinary activities after tax} \times 100}{\text{Average equity}}$$

Solvency ratio

$$\frac{\text{Equity at year end} \times 100}{\text{Total liabilities at year end}}$$

## Management's review

### Operating review

#### The Company's business review

Schneider Nordic Baltic A/S is the parent company of the majority of Schneider Electric SAS' operations in the Nordic and Baltic countries.

The principal activities in the subsidiaries comprise the production and sale of electric installation equipment and communication, industrial automation and security solutions.

#### Financial review

The income statement for 2018 shows a profit of DKK 799,969 thousand against a profit of DKK 519,475 thousand last year, and the balance sheet at 31 December 2018 shows equity of DKK 3,686,227 thousand.

#### ***Profit/loss for the year (including comparison with forecasts previously announced)***

The result is in line with our expectations.

#### Outlook

We expect the result of 2019 to be at same level than the result in 2018.

#### Corporate social responsibility

The company is following the parent company guidelines for social responsibilities including climate impact, environment, anti-corruption and bribery, social and staff matters and human rights.

In accordance with the Danish Financial Statements Act section 99(a), we refer to our parent company's Sustainable Development Annual Report. See link:

<https://www.schneider-electric.com/ww/en/documents/finance/2018/03/2018-annual-report-tcm50-467357.pdf>

#### Goals and policies for the underrepresented gender

At 31 December 2018, the Board consisted of 3 elected people, of whom two were women. Based on the composition at 31 December 2018, we meet the requirement of Board gender distribution in line with the Danish financial statement Act section 99 (b).

During 2019, the composition of the Board changed, and the Board consists now of 3 women and no men. The composition of the board for 2019 will be evaluated and compared to the goals and policies for the underrepresented gender in connection with the financial statements for 2019.

The company has no employees in 2018, therefore according to the Danish Financial Statements Act no policy is needed to be prepared.

#### Post balance sheet events

No significant events have occurred subsequent to the financial year.

## Financial statements 1 January – 31 December

### Income statement

DKK'000	Note	2018	2017
Administrative expenses	2	<u>-2,327</u>	<u>-9,538</u>
<b>Ordinary operating loss</b>		-2,327	-9,538
Other operating income	3	92,470	79,037
Other operating costs	4	<u>-85,770</u>	<u>-86,538</u>
<b>Operating profit/loss</b>		4,373	-17,039
Income from equity investments in group entities		796,507	539,737
Financial income	5	298	332
Financial expenses	6	<u>-1,014</u>	<u>-8,468</u>
<b>Profit before tax</b>		800,164	514,562
Tax on profit/loss for the year	7	<u>-195</u>	<u>4,913</u>
<b>Profit for the year</b>	8	<u><u>799,969</u></u>	<u><u>519,475</u></u>

## Financial statements 1 January – 31 December

### Balance sheet

DKK'000	Note	31/12 2018	31/12 2017
<b>ASSETS</b>			
<b>Fixed assets</b>			
<b>Intangible assets</b>	9		
Software		2,061	2,533
Prepayment on intangible assets		<u>1,022</u>	<u>1,359</u>
		<u>3,083</u>	<u>3,892</u>
<b>Investments</b>	10		
Investment in subsidiaries		<u>3,270,843</u>	<u>3,270,843</u>
<b>Total fixed assets</b>		<u>3,273,926</u>	<u>3,274,735</u>
<b>Current assets</b>			
<b>Receivables</b>			
Receivables from group entities		434,041	149,542
Deferred tax asset	11	0	311
Income taxes receivable		<u>0</u>	<u>4,015</u>
		<u>434,041</u>	<u>153,868</u>
<b>Total current assets</b>		<u>434,041</u>	<u>153,868</u>
<b>TOTAL ASSETS</b>		<u><u>3,707,967</u></u>	<u><u>3,428,603</u></u>

## Financial statements 1 January – 31 December

### Balance sheet

DKK'000	Note	31/12 2018	31/12 2017
<b>EQUITY AND LIABILITIES</b>			
<b>Equity</b>			
Contributed capital	12	306,400	306,400
Retained earnings		2,579,858	2,579,858
Proposed dividends for the financial year		<u>799,969</u>	<u>518,652</u>
<b>Total equity</b>		<u>3,686,227</u>	<u>3,404,910</u>
<b>Provisions</b>			
Provisions for deferred tax	11	<u>73</u>	<u>0</u>
<b>Total provisions</b>		<u>73</u>	<u>0</u>
<b>Liabilities other than provisions</b>			
<b>Current liabilities other than provisions</b>			
Trade payables		1,154	6,604
Payables to group entities		12,365	8,487
Corporation tax		21	0
Other payables		<u>8,127</u>	<u>8,602</u>
		<u>21,667</u>	<u>23,693</u>
<b>Total liabilities other than provisions</b>		<u>21,667</u>	<u>23,693</u>
<b>TOTAL EQUITY AND LIABILITIES</b>		<u><u>3,707,967</u></u>	<u><u>3,428,603</u></u>



## Financial statements 1 January – 31 December

### Statement of changes in equity

DKK'000	Contributed capital	Retained earnings	Proposed dividends for the financial year	Total
Equity at 1 January 2017	306,400	2,579,035	235,675	3,121,110
Distributed dividends	0	0	-235,675	-235,675
Transferred over the profit appropriation	0	823	518,652	519,475
Cost at 1 January 2018	306,400	2,579,858	518,652	3,404,910
Distributed dividends	0	0	-518,652	-518,652
Transferred over the profit appropriation	0	0	799,969	799,969
<b>Equity at 31 December 2018</b>	<b>306,400</b>	<b>2,579,858</b>	<b>799,969</b>	<b>3,686,227</b>

## Financial statements 1 January – 31 December

### Notes

#### 1 Accounting policies

The annual report of Schneider Nordic Baltic A/S for 2018 has been prepared in accordance with the provisions applying to reporting class C large entities under the Danish Financial Statements Act.

The accounting policies used in the preparation of the financial statements are consistent with those of last year.

#### Omission of cash flow statement

Pursuant to section 86(4) of the Danish Financial Statements Act, no cash flow statement has been prepared. The Company's cash flows are included in the cash flow statement in the consolidated financial statements of Schneider Electric Industries SAS.

#### Consolidated financial statements

With reference to section 112(1) of the Danish Financial Statements Act, no consolidated financial statements have been prepared. The financial statements for Schneider Nordic Baltic A/S and its group entities are part of the consolidated financial statements of Schneider Electric Industries SAS (France).

#### Reporting currency

The financial statements are presented in Danish kroner thousands (DKK'000).

#### Foreign currency translation

On initial recognition, transactions denominated in foreign currencies are translated at the exchange rates at the transaction date. Foreign exchange differences arising between the exchange rates at the transaction date and at the date of payment are recognised in the income statement as financial income or financial expenses.

Receivables and payables and other monetary items denominated in foreign currencies are translated at the exchange rates at the balance sheet date. The difference between the exchange rates at the balance sheet date and at the date at which the receivable or payable arose or was recognised in the latest financial statements is recognised in the income statement as financial income or financial expenses.

### Income statement

#### Other operating income

Other operating income comprises only re invoicing of cost from other European group entities to Nordic group entities and bonus from customers.

#### Other operating expenses

Other operating expenses comprise purchases of services from other European group entities and re invoicing of received bonuses.

## Financial statements 1 January – 31 December

### Notes

#### 1 Accounting policies (continued)

##### Administrative expenses

Administrative expenses include office premises/expenses, audit and legal expenses as well as amortisation of intangible assets used for administrative purposes.

##### Income from investment in group entities

The item includes dividend received from subsidiaries in so far as the dividend does not exceed the accumulated earnings in the subsidiary in the period of ownership.

##### Financial income and expenses

Financial income and expenses are recognised in the income statements at the amounts that concern the financial year. Net financials include interest income and expenses, realised gains and losses on investments, payables and transactions denominated in foreign currencies as well as allowances and surcharges under the advance-payment-of-tax scheme, etc.

##### Tax

Tax for the year includes current tax on the year's expected taxable income and the year's deferred tax adjustments. The portion of the tax for the year that relates to the profit/loss for the year is recognised in the income statement, whereas the portion that relates to transactions taken to equity is recognised in equity.

The company acts as management company for the joint taxation arrangement, and consequently settles all corporate income tax payment with the Danish Tax Authorities. The Danish income tax charge is allocated between profit-making and loss-making Danish entities in proportion to their taxable income (full allocation method).

Jointly taxed companies entitled to a tax refund, as a minimum, reimbursed by the management company according to the current rates applicable to interest allowances, and jointly taxed companies having paid too little tax pay, as a maximum, a surcharge according to the current rates applicable to interest surcharges to the management company.

### Balance sheet

#### Intangible assets

Intangible assets comprise software licenses and prepayments for new software solutions.

Intangible assets are measured at cost less accumulated amortisation and impairment losses.

#### Investment in subsidiaries

Investment in subsidiaries are measured at cost. The cost is reduced by received dividends exceeding the accumulated earnings after the acquisition date.

## Financial statements 1 January – 31 December

### Notes

#### 1 Accounting policies (continued)

##### Impairment of fixed assets

Every year, intangible assets as well as investments in subsidiaries are reviewed for impairment. Where there is indication of impairment, an impairment test is made for each individual asset or group of assets, respectively, generating independent cash flows. The assets are written down to the higher of the value in use and the net selling price of the asset or group of assets (recoverable amount) if it is lower than the carrying amount.

##### Receivables

Receivables are measured at amortised cost.

An impairment loss is recognised if there is an objective indication that a receivable is impaired.

Write-downs are calculated as the difference between the carrying amount of the receivables and the present value of the expected cash flows, including the realisable value of any collateral received.

##### Equity

###### *Proposed dividends*

Dividends proposed for the financial year are presented as a separate item under 'Equity'.

##### Corporation tax

Current tax payable and receivable is recognised in the balance sheet as tax computed on the taxable income for the year, adjusted for tax on the taxable income of prior years and for tax paid on account.

Provisions for deferred tax are calculated, based on the liability method, of all temporary differences between carrying amounts and tax values, with the exception of temporary differences occurring at the time of acquisition of assets and liabilities neither affecting the results of operations nor the taxable income.

Deferred tax is measured according to the taxation rules and taxation rates in the respective countries applicable at the balance sheet date when the deferred tax is expected to crystallise as current tax. Deferred tax assets are recognised at the value at which they are expected to be utilised, either through elimination against tax on future earnings or through a set-off against deferred tax liabilities within the same jurisdiction.

##### Liabilities

Other liabilities are measured at net realisable value.

##### Segment information

As the Company does not have any revenue, segment information has been omitted.

## Financial statements 1 January – 31 December

### Notes

#### 2 Staff costs

The Company has no employees in 2018 and 2017.  
No remuneration to management or Board of Directors has been paid in 2018 and 2017.

#### 3 Other operating income

Other operating income comprises only re invoicing of cost from other European group entities to Nordic group entities and bonus from customers.

#### 4 Other operating costs

Other operating expenses comprise purchases of services from other European group entities and re invoicing of received bonuses.

DKK'000	2018	2017
<b>5 Financial income</b>		
Other financial income	143	5
Exchange gains	155	327
	<u>298</u>	<u>332</u>
<b>6 Financial expenses</b>		
Interest expense to group entities	2	617
Other financial costs	48	346
Exchange losses	964	7,505
	<u>1,014</u>	<u>8,468</u>
<b>7 Tax for the year</b>		
Current tax for the year	421	-4,017
Deferred tax for the year	384	-760
Adjustment of tax concerning previous years	-610	-136
	<u>195</u>	<u>-4,913</u>
<b>8 Proposed profit appropriation</b>		
Proposed dividends for the year	799,969	518,652
Retained earnings	0	823
	<u>799,969</u>	<u>519,475</u>



## Financial statements 1 January – 31 December

### Notes

#### 9 Intangible assets

DKK'000	Software	Prepayment on intangible assets	Total
Cost at 1 January 2018	11,765	1,359	13,124
Additions for the year	1,918	1,581	3,499
Disposals for the year	0	-1,918	-1,918
Cost at 31 December 2018	13,683	1,022	14,705
Amortisation and impairment losses at 1 January 2018	-9,232	0	-9,232
Amortisation for the year	-2,390	0	-2,390
Amortisation and impairment losses at 31 December 2018	-11,622	0	-11,622
<b>Carrying amount at 31 December 2018</b>	<b>2,061</b>	<b>1,022</b>	<b>3,083</b>

#### 10 Investment in subsidiaries

DKK'000	Equity investments in subsidiaries
Cost at 1 January 2018	3,471,609
Cost at 31 December 2018	3,471,609
Revaluations at 1 January 2018	-200,766
Revaluations 31 December 2018	-200,766
<b>Carrying amount at 31 December 2018</b>	<b>3,270,843</b>

Name/legal form	Registered office	Voting rights and ownership interest	Equity DKK'000	Profit/loss for the year DKK'000
Subsidiaries:				
Lexel AB	Sweden	100%	1,584,434	1,092,653
(1) Wibe AB	Sweden	100%	101,609	528
(1) Thorsmann & Co AB	Sweden	100%	0	0
(1) Schneider Electric Fire & Security OY	Finland	100%	134,747	10,619
Schneider Electric Buildings AB	Sweden	100%	383,229	49,757
(1) Craftere 1 AB	Sweden	100%	3,433	7
(1) Schneider Electric Buildings UK Ltd.	UK	100%	0	0
(1) TAC Regional Ltd.	UK	100%	0	0
(1) TAC Products Ltd.	UK	100%	0	0
(1) IBS Hong Kong Ltd.	Hong Kong	100%	381	-76
(1) Schneider Electric Buildings Australia Pty Ltd.	Australia	100%	8,788	8,545
(1) Pelco Australia Pty Ltd.	Australia	100%	0	0

## Financial statements 1 January – 31 December

### Notes

(1) Pelco Asia Pacific Pte Ltd.	Australia	100%	11,512	-1,356
(1) Pelco Europe BV	Netherlands	100%	10,595	-1,671
Lexel Fabrika	Latvia	100%	139,339	30,711
Schneider Electric Latvija	Latvia	100%	6,540	2,434
Schneider Electric Baltic Distribution Centre	Latvia	100%	7,200	4,379
Schneider Electric Lietuva UAB	Latvia	100%	9,506	3,965
Schneider Electric Eesti AS	Estonia	100%	4,077	1,867
Lexel Holding Norge AS	Norway	100%	289,194	127,125
(1) ELKO	Norway	100%	70,996	140,024
JO JO Ltd.	UK	100%	0	0
Ørbækvej 280 A/S	Denmark	100%	18,776	2,286
Schneider Electric Danmark A/S	Denmark	100%	366,578	253,181
Schneider Electric Distributionscentre AB	Sweden	100%	15,997	640
Lexel Holdings Ltd.	UK	100%	0	0

(1) All subsidiaries are sub-subsidiaries and are wholly owned.

### 11 Deferred tax

DKK'000	2018	2017
Deferred tax at 1 January	-311	449
Deferred tax adjustment for the year in the income statement	384	-760
<b>Deferred tax at 31 December</b>	<b>73</b>	<b>-311</b>
Transferred to deferred tax asset	0	311
Transferred to deferred tax liabilities	73	0

### 12 Share capital

The share capital consists of 306,400 shares of a nominal value of DKK 1,000.00 each. Totalling DKK 306,400 thousand.

### 13 Contractual obligations, contingencies, etc.

#### Other contingent liabilities

As management company, the Company is jointly taxed with other Danish group entities and is jointly and severally liable with other jointly taxed group entities for payment of income taxes as well as withholding taxes on interest, royalties and dividends.

### 14 Mortgages and collateral

The Company has not placed any assets as security for loans at 31 December 2018.

## Financial statements 1 January – 31 December

### Notes

#### 15 Related party disclosures

Schneider Nordic Baltic A/S' related parties comprise the following:

##### Parties exercising control

Related party:  
Schneider Electric Industries SAS

Domicile:  
France

Basis for control:  
Share capital

##### Information about consolidated financial statements

Parent:  
Schneider Electric Industries SAS

Domicile:  
France

Requisitioning of the parent's consolidated financial statements:  
<https://www.schneider-electric.com/en/about-us/investor-relations/>

##### Related party transactions

DKK'000	2018	2017
Service invoiced	92,470	79,037
Service reinviced	-66,476	-61,980
Financial expenses	2	617
Receivables, group entities	434,041	149,542
Payables, group entities	12,365	8,487

#### 16 Fees to auditor appointed at the general meeting

Audit fees are not disclosed with reference to section 96(3) of the Danish Financial Statements Act. The fee is specified in the consolidated financial statements for Schneider Electric Industries SAS.