

Fresenius Medical Care Danmark A/S

Oldenburg Allé 1, 2630 Taastrup

CVR no. 20 24 73 71



Annual report 2019

Approved at the Company's annual general meeting on 30 June 2020

Chairman:

A handwritten signature in blue ink, appearing to be 'G. G.', is written over a horizontal dotted line.

Contents

Statement by Management on the annual report	2
Independent auditor's report	3
Management' review	5
Financial statements 1 January – 31 December	7
Income statement	7
Balance sheet	8
Statement of changes in equity	10
Notes	11

Statement by Management on the annual report

Today, the Board of Directors and the Executive Board have discussed and approved the annual report of Fresenius Medical Care Danmark A/S for the financial year 1 January - 31 December 2019.

The annual report has been prepared in accordance with the Danish Financial Statements Act.


In our opinion, the financial statements give a true and fair view of the financial position of the Company at 31 December 2019 and of the results of the Company's operations for the financial year 1 January – 31 December 2019.

Further, in our opinion, the Management's review gives a fair review of the matters discussed in the Management's review.


We recommend that the annual report be approved at the annual general meeting.

Taastrup, 30 June 2020

Executive Board:




Jørgen Mann



Helena Lambertina Edmunda
Maria Gijbers

The Supervisory Board:



Gert Grauer
Chairman



Ralf Marek Lange
Vice Chairman



Carsten Klaus Hornig

Independent auditor's report

To the shareholders of Fresenius Medical Care Danmark A/S

Opinion

We have audited the financial statements of Fresenius Medical Care Danmark A/S for the financial year 1 January – 31 December 2019, which comprise income statement, balance sheet[, statement of changes in equity] and notes, including accounting policies. The financial statements are prepared in accordance with the Danish Financial Statements Act.

In our opinion, the financial statements give a true and fair view of the financial position of the Company at 31 December 2019 and of the results of the Company's operations for the financial year 1 January – 31 December 2019 in accordance with the Danish Financial Statements Act.

Basis for opinion

We conducted our audit in accordance with International Standards on Auditing (ISAs) and additional requirements applicable in Denmark. Our responsibilities under those standards and requirements are further described in the "Auditor's responsibilities for the audit of the financial statements" section of our report. We believe that the audit evidence we have obtained is sufficient and appropriate to provide a basis for our opinion.

Independence

We are independent of the Company in accordance with the International Ethics Standards Board for Accountants' Code of Ethics for Professional Accountants (IESBA Code) and additional requirements applicable in Denmark, and we have fulfilled our other ethical responsibilities in accordance with these rules and requirements.

Management's responsibilities for the financial statements

Management is responsible for the preparation of financial statements that give a true and fair view in accordance with the Danish Financial Statements Act and for such internal control as Management determines is necessary to enable the preparation of financial statements that are free from material misstatement, whether due to fraud or error.

In preparing the financial statements, Management is responsible for assessing the Company's ability to continue as a going concern, disclosing, as applicable, matters related to going concern and using the going concern basis of accounting in preparing the financial statements unless Management either intends to liquidate the Company or to cease operations, or has no realistic alternative but to do so.

Auditor's responsibilities for the audit of the financial statements

Our objectives are to obtain reasonable assurance as to whether the financial statements as a whole are free from material misstatement, whether due to fraud or error, and to issue an auditor's report that includes our opinion. Reasonable assurance is a high level of assurance, but is not a guarantee that an audit conducted in accordance with ISAs and additional requirements applicable in Denmark will always detect a material misstatement when it exists. Misstatements can arise from fraud or error and are considered material if, individually or in the aggregate, they could reasonably be expected to influence the economic decisions of users taken on the basis of the financial statements.

As part of an audit conducted in accordance with ISAs and additional requirements applicable in Denmark, we exercise professional judgement and maintain professional scepticism throughout the audit. We also:

- ▶ Identify and assess the risks of material misstatement of the financial statements, whether due to fraud or error, design and perform audit procedures responsive to those risks and obtain audit evidence that is sufficient and appropriate to provide a basis for our opinion. The risk of not detecting a material misstatement resulting from fraud is higher than for one resulting from error, as fraud may involve collusion, forgery, intentional omissions, misrepresentations or the override of internal control.

Independent auditor's report

Obtain an understanding of internal control relevant to the audit in order to design audit procedures that are appropriate in the circumstances, but not for the purpose of expressing an opinion on the effectiveness of the Company's internal control.

Evaluate the appropriateness of accounting policies used and the reasonableness of accounting estimates and related disclosures made by Management.

Conclude on the appropriateness of Management's use of the going concern basis of accounting in preparing the financial statements and, based on the audit evidence obtained, whether a material uncertainty exists related to events or conditions that may cast significant doubt on the Company's ability to continue as a going concern. If we conclude that a material uncertainty exists, we are required to draw attention in our auditor's report to the related disclosures in the financial statements or, if such disclosures are inadequate, to modify our opinion. Our conclusions are based on the audit evidence obtained up to the date of our auditor's report. However, future events or conditions may cause the Company to cease to continue as a going concern.

Evaluate the overall presentation, structure and contents of the financial statements, including the note disclosures, and whether the financial statements represent the underlying transactions and events in a manner that gives a true and fair view.

We communicate with those charged with governance regarding, among other matters, the planned scope and timing of the audit and significant audit findings, including any significant deficiencies in internal control that we identify during our audit.

Statement on the Management's review

Management is responsible for the Management's review.

Our opinion on the financial statements does not cover the Management's review, and we do not express any form of assurance conclusion thereon.

In connection with our audit of the financial statements, our responsibility is to read the Management's review and, in doing so, consider whether the Management's review is materially inconsistent with the financial statements or our knowledge obtained during the audit, or otherwise appears to be materially misstated.

Moreover, it is our responsibility to consider whether the Management's review provides the information required under the Danish Financial Statements Act.

Based on the work we have performed, we conclude that the Management's review is in accordance with the financial statements and has been prepared in accordance with the requirements of the Danish Financial Statements Act. We did not identify any material misstatement of the Management's review.

Copenhagen, 30 June 2020
ERNST & YOUNG
Godkendt Revisionspartnerselskab
CVR no. 30 70 02 28



Ole Hedemann
State Authorised
Public Accountant
mne14949



Karsten Faurholt
State Authorised
Public Accountant
mne41309

Management' review

Company details

Name	Fresenius Medical Care Danmark A/S
Address, zip code, city	Oldenburg Allé 1, DK-2630 Taastrup
CVR no.	20 24 73 71
Established	1 July 1997
Registered office	Taastrup
Financial year	1 January – 31 December
Website	www.freseniusmedicalcare.dk
E-mail	fmc.dk@fmc-ag.com
Telephone	(+45) 43 22 61 00
The Supervisory Board	Gert Grauer, Chairman Ralf Marek Lange, Vice Chairman Carsten Klaus Hornig
Executive Board	Jørgen Mann Helena Lambertina Edmunda Maria Gijsbers
Auditors	Ernst & Young Godkendt Revisionspartnerselskab Dirch Passers Allé 36, 2000 Frederiksberg

Management' review

Principal activities of the Company

The purpose of the company is to trade Fresenius Medical Care's medical articles, instruments for medical use and medicine.

Development in activities and performance

Profit for the year

Profit for the year before tax amounts to DKK 365 thousand of which profit for the year amounts to DKK 256 thousand. The result is below expectations, primarily driven by higher cost of goods sold, and one-time impact of organizational changes.

The company has strengthened it's market position during the year as the leading provider of products and services for people with chronic kidney failure in Denmark.

Expectations for the future

The Company expects a positive future development in business results, as it continues to focus on leveraging its broad range of products across the entire Danish customer base.

Foreign exchange situation and policy

The Company's sale of goods is invoiced in DKK. The Company's purchase of goods from the group enterprise Fresenius Medical Care GmbH in Germany is invoiced in DKK.

The company in Denmark does not hedge foreign exchange risks, as the company is comprised by the group hedging of the ultimate parent company Fresenius SE & Co. KGaA.

Events after the balance sheet date

Due to the COVID-19 outbreak a higher demand occurred especially for the acute business which have resulted in higher sales than expected in the first half of 2020. It is expected to have a positive impact on the results in the coming fiscal year.

Apart from the above, no other events have occurred after the closing of the financial year, which have affected the financial statements and the Company's financial position.

Financial statements 1 January – 31 December

Income statement

Note	DKK	2019	2018
	Gross profit	25,839	35,865
2	Staff costs	-22,337	-18,995
	Amortisation and depreciation	-3,109	-3,606
	Profit from operations	393	13,264
	Financial income	12	1
	Financial expenses	-40	-74
	Profit before tax	365	13,191
3	Tax for the year	-110	-2,920
	Profit for the year	256	10,271
	Appropriation of profit		
	Profit of the year	0	0
	Dividend	256	10,271
		256	10,271

Financial statements 1 January – 31 December

Balance sheet

Note	DKK	2019	2018
	ASSETS		
	Non-current assets		
4	Intangible assets		
	Goodwill	0	0
	Other intangible assets	2,349	3,128
		<u>2,349</u>	<u>3,128</u>
5	Property, plant and equipment		
	Leased assets	4,629	5,383
	Leasehold improvements	0	0
	Fixtures and fittings, plant and equipment	737	924
		<u>5,366</u>	<u>6,307</u>
	Other financial assets		
	Deposits	494	494
		<u>494</u>	<u>494</u>
	Total non-current assets	<u>8,209</u>	<u>9,929</u>
	Current assets		
	Inventories		
	Goods for resale	8,095	7,036
		<u>8,095</u>	<u>7,036</u>
	Receivables		
	Trade receivables	11,467	12,665
	Receivables from group entities	5,473	12,029
6	Prepayments	29	25
	Corporation tax receivable	1,170	0
	Other receivables	0	10
		<u>18,139</u>	<u>24,729</u>
	Cash	3	0
	Total current assets	<u>26,237</u>	<u>31,765</u>
	TOTAL ASSETS	<u>34,446</u>	<u>41,694</u>

Financial statements 1 January – 31 December

Balance sheet

Note	DKK	2019	2018
		<u>2019</u>	<u>2018</u>
	EQUITY AND LIABILITIES		
7	Equity		
	Share capital	500	500
	Retained earnings	22,938	22,938
	Dividend proposed for the year	256	10,271
	Total equity	<u>23,694</u>	<u>33,709</u>
	Non-current liabilities		
	Deferred tax	244	360
	Other payables	642	0
	Total non-current liabilities	<u>886</u>	<u>360</u>
	Current liabilities		
	Trade payables	2,043	1,003
	Payables to group entities	0	201
	Income tax payable	0	576
	Other payables	7,823	5,845
	Total current liabilities	<u>9,866</u>	<u>7,625</u>
	Total liabilities	<u>10,752</u>	<u>7,985</u>
	TOTAL EQUITY AND LIABILITIES	<u>34,446</u>	<u>41,694</u>

- 1 Accounting policies
- 9 Contractual obligations and contingencies, etc.
- 10 Related parties

Financial statements 1 January – 31 December

Statement of changes in equity

DKK	Share capital	Retained earnings	Proposed dividend	Total
Equity at 1 January 2018	500	22,938	0	23,438
Distributed, cf. "appropriation of profit"	0	0	10,271	10,271
Equity at 1 January 2019	500	22,938	10,271	33,709
Dividends paid	0	0	-10,271	-10,271
Distributed, cf. "appropriation of profit"	0	0	256	256
Equity at 31 December 2019	500	22,938	256	23,694

Financial statements 1 January – 31 December

Notes

1 Accounting policies

The annual report of Fresenius Medical Care Danmark A/S for 2019 has been prepared in accordance with the provisions in the Danish Financial Statements Act applying to reporting class B entities and elective choice of certain provisions applying to reporting class C entities.

The accounting policies are consistent with those of last year.

Reclassifying

Gain and losses related to disposal of fixed assets have been reclassified from financial income and expenses to gross profit in the comparative figures by DKK 303 thousands and DKK 97 thousand respectively.

Foreign currency translation

Transactions denominated in foreign currencies are translated at the exchange rates at the transaction date. Foreign exchange differences arising between the exchange rates at the transaction date and at the date of payment are recognised in the income statement as financial income or expenses.

Receivables and payables and other monetary items denominated in foreign currencies are translated at closing rates. The difference between the exchange rates at the balance sheet date and the date at which the receivable or payable arose or was recognised in the latest financial statements is recognised in the income statement as financial income or financial expenses.

Non-current assets acquired in foreign currency are measured at the exchange rate at the transaction date.

Income statement

Gross profit

With reference to Section 32 of the Danish Financial Statements Act, revenue, cost of sales, other external costs and other operating income and expenses have been combined in one item denominated gross profit.

Revenue

Revenue from the sale of goods for resale and finished goods is recognised in the income statement provided that transfer of risk to the buyer has taken place before year end and that the income can be reliably measured and is expected to be received. Revenue is measured ex. VAT, and taxes charged on behalf of third parties. All discounts granted are recognised in revenue.

Cost of sales

Cost of sales includes the cost of goods used in generating the year's revenue.

Other external expenses

Other external expenses comprise expenses relating to distribution, sale, advertising, administration, premises, bad debts, operating leases, etc.

Financial statements 1 January – 31 December

Notes

1 Accounting policies (continued)

Other operating income

Other operating income and operating expenses comprise items of a secondary nature relative to the entity's core activities, including gains and losses on the sale of fixed assets.

Staff costs

Staff costs comprise salaries, remuneration, pensions and other costs relating to social security to the Company's employees, including Executive and Supervisory Boards.

Refunds received from public authorities are deducted from staff costs.

Financial income and expenses

Financial income and expenses comprise interest income and expense, charges in respect of finance leases, realised and unrealised gains and losses on securities, payables and transactions denominated in foreign currencies, amortisation of financial assets and liabilities as well as surcharges and refunds under the on-account tax scheme, etc.

Tax for the year

Tax for the year comprises current tax and changes in deferred tax for the year. The tax expense relating to the profit/loss for the year is recognised in the income statement.

Balance sheet

Intangible assets

Intangible assets are initially recognized at cost. Acquired goodwill is measured at cost less accumulated depreciation. Goodwill is amortized over its estimated life which is estimated at 7 years.

The goodwill is related to the bought activity within peritoneal dialysis, which is an investment expected to have a life longer than 5 years.

Other intangible assets include software, is measured at cost less accumulated depreciation. Software is depreciated over the expected useful life. Software is expected to have a useful life of 8 years, according to the company's investment cycles regarding ERP systems.

The depreciation periods are determined at the time of acquisition and is reassessed every year. In case of changes in the amortisation period, the effect on the depreciation charges is recognised prospectively as a change in accounting estimates.

Property, plant and equipment

Leased assets, plant, fixtures and fittings, tools and equipment are initially recognized at cost. Tangible assets are subsequently measured at cost less accumulated depreciation.

The depreciation basis is cost less expected residual value at the end of the useful life.

Cost comprises the purchase price and costs directly attributable to the acquisition until the date when the asset is available for use.

Depreciation is provided on a straight-line basis over the expected useful lives of the assets as follows:

Leased assets	5-7 years
Other plant, fixtures and fittings, tools and equipment	3-5 years
Leasehold improvements	3-5 years

Financial statements 1 January – 31 December

Notes

1 Accounting policies (continued)

The basis of depreciation is based on the residual value of the asset and is reduced by impairment losses, if any. The depreciation period and the residual value are determined at the time of acquisition and is reassessed every year. Where the residual value exceeds the carrying amount of the asset, no further depreciation charges are recognised.

In case of changes in the amortisation period or the residual value, the effect on the depreciation charges is recognised prospectively as a change in accounting estimates.

Gain and loss on disposals of property, plant and equipment are determined as the difference between the sales price less disposal costs and the carrying amount at the date of disposal. The gain or loss is recognised in the income statement in other operating income/costs and presented in gross profit.

Leases

All leases are defined as operating lease. Operating lease payments and other lease payments are recognised in the income statement over the lease term. The Company's total liabilities relating to operating leases and other leases are disclosed in the notes under contingent liabilities etc.

Inventories

Inventories are measured at cost in accordance with the FIFO method. If the net realisable value is lower than cost, write-down is made to this lower value.

Cost of goods for resale includes purchase price plus delivery costs.

The net realisable value of inventories is calculated as the sales amount less costs necessary to make the sale and is determined taking into account marketability, obsolescence and development in the expected sales price.

Receivables

Receivables are measured at amortised cost. Provisions for losses are made based on the simplified expected credit loss-model in line with the principles in IFRS 9, whereas an impairment provision is recognised on origination of a customer advance, based on its expected credit loss in the receivable's life time.

Prepayments

Prepayments comprise expenses incurred concerning subsequent financial years.

Equity

Dividend

Dividend proposed for the year is recognised as a liability at the date when it is adopted at the annual general meeting (declaration date). Dividend expected to be distributed for the financial year is presented as a separate line item under "Equity".

Financial statements 1 January – 31 December

Notes

1 Accounting policies (continued)

Corporation tax

Current tax payable and receivable is recognised in the balance sheet as tax computed on the taxable income for the year, adjusted for tax on the taxable income of prior years and for tax paid on account.

Deferred tax is measured using the balance sheet liability method on all temporary differences between the carrying amount and the tax base of assets and liabilities. Where alternative tax rules can be applied to determine the tax base, e.g. of shares, deferred tax is measured based on the planned use of the asset or settlement of the liability, respectively.

Deferred tax assets, including the tax base of tax loss carryforwards, are recognised at the expected value of their utilisation; either as a set-off against tax on future income or as a set-off against deferred tax liabilities in the same legal tax entity and jurisdiction. Any deferred net tax assets are measured at net realisable value.

Deferred tax is measured according to the tax rules and at the tax rates applicable at the balance sheet date when the deferred tax is expected to crystallise as current tax. The change in deferred tax as a result of changes in tax rates is recognised in the income statement.

Join taxation

The company is jointly taxed with Fresenius Kabi filial af Fresenius Kabi AB. Fresenius Medical Care Denmark A/S acts as management company for the joint taxation and consequently settles all payments of income with the tax authorities.

Liabilities

Liabilities are measured at net realisable value.

DKK	2019	2018
2 Staff costs		
Wages and salaries	19,380	16,650
Pensions	1,699	1,549
Other social security costs	811	238
Other staff costs	447	558
	<u>22,337</u>	<u>18,995</u>
Average number of full-time employees	<u>24</u>	<u>24</u>

Financial statements 1 January – 31 December

Notes

DKK	2019	2018		
3 Tax for the year				
Computed tax on the taxable income for the year	-211	-3,160		
Adjustment regarding previous years	-15	-2		
Adjustment for the year of deferred tax	116	242		
	<u>-110</u>	<u>-2,920</u>		
4 Intangible assets				
DKK				
	Goodwill	Other intangible assets	Total	
Cost at 1 January 2019	1,536	6,274	7,810	
Cost at 31 December 2019	1,536	6,274	7,810	
Amortisation at 1 January 2019	1,536	3,146	4,682	
Amortisation	0	778	778	
Amortisation at 31 December 2019	1,536	3,925	5,461	
Carrying amount at 31 December 2019	<u>0</u>	<u>2,349</u>	<u>2,349</u>	
5 Property, plant and equipment				
DKK				
	Leased assets	Leasehold improvement	Fixtures and fittings, plant and equipment	Total
Cost at 1 January 2019	18,194	615	6,473	25,282
Additions	1,399	0	77	1,476
Disposals	-2,250	0	0	-2,250
Cost at 31 December 2019	17,343	615	6,550	24,508
Depreciation at 1 January 2019	12,811	615	5,549	18,975
Depreciation	2,066	0	265	2,331
Depreciation, assets disposed of	-2,163	0	0	-2,163
Depreciation at 31 December 2019	12,744	615	5,813	19,143
Carrying amount at 31 December 2019	<u>4,629</u>	<u>0</u>	<u>737</u>	<u>5,365</u>

Financial statements 1 January – 31 December

Notes

DKK	2019	2018
6 Prepayments		
Advanced payments regarding travel expenses	29	25
	29	25
7 Share capital		
The share capital comprises:		
Class A shares, 500 of DKK 1,000 nominal value each	500	500

There have been no changes in share capital during the last 5 years.

8 Other payables

Other payables presented under non-current liabilities consists of vacation pay which is due in 2021.

9 Contractual obligations and contingencies, etc.

Operating leases

The Company has entered into operating lease agreements with a remaining liability of DKK 6,822 thousand with a remaining lease term of 60 months. Lease agreements regarding premises represent DKK 5,695 thousand hereof DKK 1,229 thousand within the first 12 months. Operating leases on cars represent DKK 1,127 thousand hereof DKK 684 thousand within the first 12 months.

The company has joint taxation with the other Danish group companies. As administration company the company is liable jointly and severally together with the other group companies within the joint taxation.

10 Related parties

Fresenius Medical Care Danmark A/S' related parties comprise the following:

Parties exercising control

Fresenius Medical Care Beteiligungsgesellschaft mbH, Else-Kröner-Strasse 161352 Bad Homburg v.d.H, Germany, which is the principal shareholder and controls the company.

Information about consolidated financial statements

The company is part of the consolidated financial statements of Fresenius Medical Care Beteiligungsgesellschaft mbH and Fresenius SE & Co. KGaA. The consolidated financial statements can be obtained from the companies at the following address: Else-Kröner-Straße 1, 61352 Bad Homburg vdH, Germany.