

Olympus Danmark A/S

Tempovej 48-50, 2750 Ballerup

CVR no. 16 31 62 96

Annual report

for the year 1 April 2018 - 31 March 2019

Approved at the Company's annual general meeting on

16/8-2019

Chairman:





Contents

Statement by the Board of Directors and the Executive Board	2
Independent auditor's report	3
Management's review	5
Financial statements 1 April 2018 - 31 March 2019	8
Income statement	8
Balance sheet	9
Statement of changes in equity	11
Cash flow statement	12
Notes to the financial statements	13

Statement by the Board of Directors and the Executive Board

Today, the Board of Directors and the Executive Board have discussed and approved the annual report of Olympus Danmark A/S for the financial year 1 April 2018 - 31 March 2019.

The annual report is prepared in accordance with the Danish Financial Statements Act.

In our opinion, the financial statements give a true and fair view of the financial position of the Company at 31 March 2019 and of the results of the Company's operations and cash flows for the financial year 1 April 2018 - 31 March 2019.

Further, in our opinion, the Management's review gives a fair review of the development in the Company's operations and financial matters and the results of the Company's operations and financial position.


We recommend that the annual report be approved at the annual general meeting.

Ballerup, 16 August 2019
Executive Board:




Yonna Olsson
Chief Executive Officer


Board of Directors:



Christiane Iwanhoff
Chairman



Yonna Olsson



Deniz Städtke

Independent auditor's report

To the shareholder of Olympus Danmark A/S

Opinion

We have audited the financial statements of Olympus Danmark A/S for the financial year 1 April 2018 - 31 March 2019, which comprise income statement, balance sheet, statement of changes in equity, cash flow statement and notes, including accounting policies. The financial statements are prepared in accordance with the Danish Financial Statements Act.

In our opinion, the financial statements give a true and fair view of the financial position of the Company at 31 March 2019 and of the results of the Company's operations as well as the cash flows for the financial year 1 April 2018 - 31 March 2019 in accordance with the Danish Financial Statements Act.

Basis for opinion

We conducted our audit in accordance with International Standards on Auditing (ISAs) and the additional requirements applicable in Denmark. Our responsibilities under those standards and requirements are further described in the "Auditor's responsibilities for the audit of the financial statements" section of our report. We believe that the audit evidence we have obtained is sufficient and appropriate to provide a basis for our opinion.

Independence

We are independent of the Company in accordance with the International Ethics Standards Board for Accountants' Code of Ethics for Professional Accountants (IESBA Code) and the additional requirements applicable in Denmark, and we have fulfilled our other ethical responsibilities in accordance with these rules and requirements.

Management's responsibilities for the financial statements

Management is responsible for the preparation of financial statements that give a true and fair view in accordance with the Danish Financial Statements Act and for such internal control as Management determines is necessary to enable the preparation of financial statements that are free from material misstatement, whether due to fraud or error.

In preparing the financial statements, Management is responsible for assessing the Company's ability to continue as a going concern, disclosing, as applicable, matters related to going concern and using the going concern basis of accounting in preparing the financial statements unless Management either intends to liquidate the Company or to cease operations, or has no realistic alternative but to do so.

Auditor's responsibilities for the audit of the financial statements

Our objectives are to obtain reasonable assurance as to whether the financial statements as a whole are free from material misstatement, whether due to fraud or error and to issue an auditor's report that includes our opinion. Reasonable assurance is a high level of assurance, but is not a guarantee that an audit conducted in accordance with ISAs and the additional requirements applicable in Denmark will always detect a material misstatement when it exists. Misstatements can arise from fraud or error and are considered material if, individually or in the aggregate, they could reasonably be expected to influence the economic decisions of users taken on the basis of the financial statements.

As part of an audit conducted in accordance with ISAs and the additional requirements applicable in Denmark, we exercise professional judgement and maintain professional scepticism throughout the audit. We also:

- ▶ Identify and assess the risks of material misstatement of the financial statements, whether due to fraud or error, design and perform audit procedures responsive to those risks and obtain audit evidence that is sufficient and appropriate to provide a basis for our opinion. The risk of not detecting a material misstatement resulting from fraud is higher than for one resulting from error as fraud may involve collusion, forgery, intentional omissions, misrepresentations or the override of internal control.
- ▶ Obtain an understanding of internal control relevant to the audit in order to design audit procedures that are appropriate in the circumstances, but not for the purpose of expressing an opinion on the effectiveness of the Company's internal control.

Independent auditor's report

- ▶ Evaluate the appropriateness of accounting policies used and the reasonableness of accounting estimates and related disclosures made by Management.
- ▶ Conclude on the appropriateness of Management's use of the going concern basis of accounting in preparing the financial statements and, based on the audit evidence obtained, whether a material uncertainty exists related to events or conditions that may cast significant doubt on the Company's ability to continue as a going concern. If we conclude that a material uncertainty exists, we are required to draw attention in our auditor's report to the related disclosures in the financial statements or, if such disclosures are inadequate, to modify our opinion. Our conclusions are based on the audit evidence obtained up to the date of our auditor's report. However, future events or conditions may cause the Company to cease to continue as a going concern.
- ▶ Evaluate the overall presentation, structure and contents of the financial statements, including the note disclosures, and whether the financial statements represent the underlying transactions and events in a manner that gives a true and fair view.

We communicate with those charged with governance regarding, among other matters, the planned scope and timing of the audit and significant audit findings, including any significant deficiencies in internal control that we identify during our audit.

Statement on the Management's review

Management is responsible for the Management's review.

Our opinion on the financial statements does not cover the Management's review, and we do not express any form of assurance conclusion thereon.

In connection with our audit of the financial statements, our responsibility is to read the Management's review and, in doing so, consider whether the Management's review is materially inconsistent with the financial statements or our knowledge obtained during the audit, or otherwise appears to be materially misstated.

Moreover, it is our responsibility to consider whether the Management's review provides the information required under the Danish Financial Statements Act.

Based on the work we have performed, we conclude that the Management's review is in accordance with the financial statements and has been prepared in accordance with the requirements of the Danish Financial Statement Act. We did not identify any material misstatement of the Management's review.

Copenhagen, 16 August 2019
ERNST & YOUNG
Godkendt Revisionspartnerselskab
CVR no. 30 70 02 28



Jan C. Olsen
State Authorised Public Accountant
mne33717



Management's review

Company details

Name	Olympus Danmark A/S
Address, Postal code, City	Tempovej 48-50, 2750 Ballerup
CVR no.	16 31 62 96
Established	1 August 1992
Registered office	Ballerup
Financial year	1 April 2018 - 31 March 2019
Website	www.olympus.dk
Board of Directors	Christiane Iwanoff, Chairman Yonna Olsson Denniz Städtke
Executive Board	Yonna Olsson, Chief Executive Officer
Auditors	Ernst & Young Godkendt Revisionspartnerselskab Osvald Helmuhs Vej 4, P.O. Box 250, 2000 Frederiksberg, Denmark
Bankers	Danske Bank Holmens Kanal 2, 1092 København K

Management's review

Financial highlights

DKK'000	2018/19	2017/18	2016/17	2015/16	2014/15
Key figures					
Gross margin	77,382	80,686	76,147	73,464	51,082
Operating profit/loss	3,345	18,113	16,820	16,540	-2,536
Net financials	-59	-60	-79	502	2,571
Profit/loss for the year	19,125	15,192	12,697	12,617	10,460
Balance sheet					
Total assets	171,529	135,811	116,351	102,207	102,753
Investment in property, plant and equipment	-2,057	-4,082	-5,195	-5,019	-6,370
Equity	56,799	50,674	39,482	40,285	38,668
Financial ratios					
Return on assets	2.2%	14.4%	15.4%	16.1%	-2.4%
Current ratio	149.8%	153.6%	143.5%	153.4%	144.8%
Equity ratio	33.1%	37.3%	33.9%	39.4%	37.6%
Return on equity	35.6%	33.7%	31.8%	32.0%	26.0%
Other					
Average number of employees	67	69	66	64	63

Financial ratios are calculated in accordance with the Danish Finance Society's recommendations on the calculation of financial ratios. For terms and definitions, please see the accounting policies.

Management's review

Business review

The main activities of Olympus Danmark A/S are sales and distribution of cameras, microscopes and endoscopes from entities within the Olympus Europe Group. In the year, the Company maintained its position as a leading supplier to the Danish market.

Unusual matters having affected the financial statements

The profit for the year is positively affected by DKK 15.5 million relating to a settlement compensation received.

Financial review

The income statement for 2018/19 shows a profit of DKK 19,125 thousand against a profit of DKK 15,192 thousand last year, and the balance sheet at 31 March 2019 shows equity of DKK 56,799 thousand.

Profit for the year is in line with the outlook for the year. Management considers the financial performance satisfactory in the light of the market situation.

Investments

In 2018/19, the Company invested in IT, demo, loan equipment and operating equipment. Total net investments amounted to DKK 1,287 thousand against DKK 1,484 thousand in 2017/18.

Capital structure

Olympus Danmark A/S is a financially sound business. The solvency ratio is 33.1 % (2017/18: 37.3 %) based on equity at 31 March 2019 of DKK 56,799 thousand (2017/18: DKK 50,674 thousand).

The Company's financial resources amounted to DKK 3,848 thousand at the financial year end, of which DKK 848 thousand are cash and cash equivalents and the remaining amount consists of undrawn credit facilities with the Company's bankers.

Special risks

The Company's main operating risk relates to its ability to maintain its strong market position in Denmark. Also, it is essential that the Company stays in tune with technological developments.

Financial risks

Thanks to its strong solvency ratio and ample financial resources, the Company's vulnerability to interest rate changes is limited.

The Company's invoicing currency is DKK, while a minor share of purchases is made in EUR. Due to DKK's peg to EUR, the Board of Directors does not consider it necessary to hedge this currency exposure.

The Company is not exposed to any major risks relating to individual customers or cooperation partners. Under the Company's credit risk policy, all major customers and cooperation partners are credit rated on a current basis.

Events after the balance sheet date

No events materially affecting the Company's financial position have occurred subsequent to the financial year end.

Outlook

Management forecasts increasing demand for the Company's medical products and expects its continuous innovation efforts to help secure its leading market position.

Olympus Danmark A/S anticipates a profit before tax for 2019/20 in line with the 2018/19 level.



Financial statements 1 April 2018 - 31 March 2019

Income statement

Note	DKK'000	2018/19	2017/18
	Gross margin	77,382	80,686
3	Staff costs	-54,094	-56,848
	Depreciation	-2,643	-4,199
	Profit before net financials	20,645	19,639
4	Financial income	58	37
5	Financial expenses	-117	-97
	Profit before tax	20,586	19,579
6	Tax for the year	-1,461	-4,387
	Profit for the year	19,125	15,192

Financial statements 1 April 2018 - 31 March 2019

Balance sheet

Note	DKK'000	2018/19	2017/18
	ASSETS		
	Fixed assets		
7	Property, plant and equipment		
	Other fixtures and fittings, tools and equipment	5,432	6,173
	Leasehold improvements	317	366
		<u>5,749</u>	<u>6,539</u>
8	Investments		
	Deposits	1,526	1,526
		<u>1,526</u>	<u>1,526</u>
	Total fixed assets	<u>7,275</u>	<u>8,065</u>
	Non-fixed assets		
	Inventories		
	Finished goods and goods for resale	6,643	10,422
		<u>6,643</u>	<u>10,422</u>
	Receivables		
	Trade receivables	65,190	54,453
	Receivables from group entities	86,458	59,182
9	Deferred tax assets	1,182	1,334
	Income taxes receivable	1,876	0
	Other receivables	1,720	1,147
10	Prepayments	337	303
		<u>156,763</u>	<u>116,419</u>
	Cash	848	905
	Total non-fixed assets	<u>164,254</u>	<u>127,746</u>
	TOTAL ASSETS	<u>171,529</u>	<u>135,811</u>

Financial statements 1 April 2018 - 31 March 2019

Balance sheet

Note	DKK'000	2018/19	2017/18
	EQUITY AND LIABILITIES		
	Equity		
11	Share capital	2,000	2,000
	Retained earnings	47,299	35,674
	Dividend proposed for the year	7,500	13,000
	Total equity	56,799	50,674
	Provisions		
	Other provisions	5,109	1,951
12	Total provisions	5,109	1,951
	Liabilities other than provisions		
	Current liabilities other than provisions		
	Trade payables	1,534	1,090
	Payables to group entities	82,454	56,655
	Income taxes payable	0	993
	Other payables	23,305	22,282
13	Deferred income	2,328	2,166
		109,621	83,186
	Total liabilities other than provisions	109,621	83,186
	TOTAL EQUITY AND LIABILITIES	171,529	135,811

- 1 Accounting policies
- 14 Contractual obligations and contingencies, etc.
- 15 Collateral
- 16 Related parties

Financial statements 1 April 2018 - 31 March 2019

Statement of changes in equity

Note	DKK'000	Share capital	Retained earnings	Dividend proposed for the year	Total
	Equity at 1 April 2018	2,000	35,674	13,000	50,674
17	Transfer, see "Appropriation of profit"	0	11,625	7,500	19,125
	Dividend	0	0	-13,000	-13,000
	Equity at 31 March 2019	2,000	47,299	7,500	56,799

Financial statements 1 April 2018 - 31 March 2019

Cash flow statement

Note	DKK'000	2018/19	2017/18
	Profit for the year	19,125	15,192
18	Adjustments	3,572	6,942
	Cash generated from operations (operating activities)	22,697	22,134
19	Changes in working capital	-4,253	-12,372
	Cash generated from operations (operating activities)	18,444	9,762
	Interest paid, etc.	-64	-69
	Income taxes paid	-4,160	-4,185
	Cash flows from operating activities	14,220	5,508
	Additions of property, plant and equipment	-2,057	-4,082
	Disposals of property, plant and equipment	770	2,598
	Cash flows to investing activities	-1,287	-1,484
	Dividends distributed	-13,000	-4,000
	Cash flows from financing activities	-13,000	-4,000
	Net cash flow	-67	24
	Cash and cash equivalents at 1 April	905	876
	Foreign exchange adjustments	10	5
	Cash and cash equivalents at 31 March	848	905

Financial statements 1 April 2018 - 31 March 2019

Notes to the financial statements

1 Accounting policies

The annual report of Olympus Danmark A/S for 2018/19 has been prepared in accordance with the provisions in the Danish Financial Statements Act applying to medium-sized reporting class C entities.

The accounting policies used in the preparation of the financial statements are consistent with those of last year.

Reporting currency

The financial statements are presented in Danish kroner (DKK'000).

Foreign currency translation

On initial recognition, transactions denominated in foreign currencies are translated at the exchange rate at the transaction date. Foreign exchange differences arising between the exchange rates at the transaction date and the date of payment are recognised in the income statement as financial income or financial expenses.

Receivables and payables and other monetary items denominated in foreign currencies are translated at the exchange rate at the balance sheet date. The difference between the exchange rates at the balance sheet date and the date at which the receivable or payable arose or was recognised in the most recent financial statements is recognised in the income statement as financial income or financial expenses.

Leases

The Company has chosen IAS 17 as interpretation for classification and recognition of leases.

Leases that do not transfer substantially all the risks and rewards incident to the ownership to the Company are classified as operating leases. Payments relating to operating leases and any other rent agreements are recognised in the income statement over the term of the lease. The Company's aggregate liabilities relating to operating leases and other rent agreements are disclosed under "Contractual obligations and contingencies, etc."

Income statement

Revenue

The Company has chosen IAS 11/IAS 18 as interpretation for revenue recognition.

Income from the sale of goods and finished goods is recognised in revenue at the time of delivery and when the risk passes to the buyer, provided that the income can be made up reliably and is expected to be received.

Income from the supply of services is recognised on a continuing basis. Income that has not been recognised at the balance sheet date is recognised as 'Deferred income'.

Revenue is measured at the fair value of the agreed consideration excluding VAT and taxes charged on behalf of third parties. All discounts and rebates granted are recognised in revenue.

Gross margin

The items revenue, change in inventories of finished goods, other operating income and external expenses have been aggregated into one item in the income statement called gross margin in accordance with section 32 of the Danish Financial Statements Act.

Other operating income

Other operating income and other operating expenses comprise items of a secondary nature relative to the Company's core activities, and primarily relates to gains or losses on the sale of fixed assets.

Financial statements 1 April 2018 - 31 March 2019

Notes to the financial statements

1 Accounting policies (continued)

Cost of sales

Cost of sales includes the cost of goods used in generating the year's revenue.

Cost of sales also includes indirect costs relating to freight, customs and insurance as well as warranty expenses.

Other external expenses

Other external expenses include the year's expenses relating to the Company's core activities, including expenses relating to distribution, sale, advertising, administration, premises, bad debts, payments under operating leases, etc.

Staff costs

Staff costs include wages and salaries, including compensated absence and pension to the Company's employees, as well as other social security contributions, etc. The item is net of refunds from public authorities.

Depreciation

The item comprises depreciation of property, plant and equipment.

The basis of depreciation, which is calculated as cost less any residual value, is depreciated on a straight line basis over the expected useful life. The expected useful lives of the assets are as follows:

Other fixtures and fittings, tools and equipment	3-10 years
Leasehold improvements	7 years

The residual value is determined at the time of acquisition and are reassessed every year. Where the residual value exceeds the carrying amount of the asset, no further depreciation charges are recognised. In case of changes in the residual value, the effect on the depreciation charges is recognised prospectively as a change in accounting estimates.

Financial income and expenses

Financial income and expenses are recognised in the income statements at the amounts that concern the financial year. Net financials include interest income and expenses as well as allowances and surcharges under the advance-payment-of-tax scheme, etc.

Tax

Tax for the year includes current tax on the year's expected taxable income and the year's deferred tax adjustments. The portion of the tax for the year that relates to the profit/loss for the year is recognised in the income statement, whereas the portion that relates to transactions taken to equity is recognised in equity.

Financial statements 1 April 2018 - 31 March 2019

Notes to the financial statements

1 Accounting policies (continued)

Balance sheet

Property, plant and equipment

Items of property, plant and equipment are measured at cost less accumulated depreciation and impairment losses. Cost includes the acquisition price and costs directly related to the acquisition until the time at which the asset is ready for use.

Gains or losses arising from the sale of items of property, plant and equipment are recognised in the income statement under 'Other operating income' or 'Other operating expenses', respectively. Gains and losses are calculated by reference to the difference between the selling price less selling expenses and the carrying amount at the time of sale.

Impairment of fixed assets

Property, plant and equipment are subject to an annual test for indications of impairment other than the decrease in value reflected by depreciation or amortisation. Impairment tests are conducted in respect of individual assets or groups of assets generating separate cash flows when there is indications of impairment. The assets are written down to the higher of the value in use and net realisable value (recoverable amount) of the asset or group of assets if this is lower than the carrying amount. As for groups of assets, impairment losses are first recognised in respect of goodwill and thereafter proportionately in respect of the other assets.

Impairment tests are conducted on assets or groups of assets when there is evidence of impairment. The carrying amount of impaired assets is reduced to the higher of the net selling price and the value in use (recoverable amount).

The recoverable amount is the higher of the net selling price of an asset and its value in use. The value in use is calculated as the present value of the expected net cash flows from the use of the asset or the group of assets and the expected net cash flows from the disposal of the asset or the group of assets after the end of the useful life.

Previously recognised impairment losses are reversed when the reason for recognition no longer exists. Impairment losses on goodwill are not reversed.

Inventories

Inventories are measured at cost in accordance with the weighted average cost method. Where the net realisable value is lower than cost, inventories are written down to this lower value. The net realisable value of inventories is calculated as the sales amount less costs of completion and expenses required to effect the sale and is determined taking into account marketability, obsolescence and development in the expected selling price.

Goods for resale are measured at cost, which comprises the cost of acquisition plus delivery costs as well as other expenses directly attributable to the acquisition.

Receivables

Receivables are measured at amortised cost.

The Company has chosen IAS 39 as interpretation for impairment of financial receivables.

An impairment loss is recognised if there is objective evidence that a receivable or a group of receivables is impaired. If there is objective evidence that an individual receivable has been impaired, an impairment loss is recognised on an individual basis.

Financial statements 1 April 2018 - 31 March 2019

Notes to the financial statements

1 Accounting policies (continued)

Prepayments

Prepayments recognised under "Assets" comprise prepaid expenses regarding subsequent financial reporting years.

Cash

Cash at hand and in bank comprise cash and bank balances.

Balances in the Group's cash pool scheme are not, due to the nature of the scheme, considered cash, but are recognised under 'Receivables from group entities'.

Equity

Proposed dividends

Dividend proposed for the year is recognised as a liability once adopted at the annual general meeting (declaration date). Dividends expected to be distributed for the financial year are presented as a separate item under "Equity".

Provisions

Provisions comprise guarantee commitments of expected cost of repairs within the guarantee period of 1-2 years recognised based on previous experience with work performed under guarantees.

Income taxes

Current tax payables and receivables are recognised in the balance sheet as the estimated income tax charge for the year, adjusted for prior-year taxes and tax paid on account.

Deferred tax is measured according to the liability method on all temporary differences between the carrying amount and the tax base of assets and liabilities. However, deferred tax is not recognised on temporary differences relating to goodwill which is not deductible for tax purposes and on office premises and other items where temporary differences, apart from business combinations, arise at the date of acquisition without affecting either profit/loss for the year or taxable income. Where alternative tax rules can be applied to determine the tax base, deferred tax is measured based on Management's intended use of the asset or settlement of the liability, respectively.

Deferred tax is measured according to the tax rules and at the tax rates applicable at the balance sheet date when the deferred tax is expected to crystallise as current tax. Deferred tax assets are recognised at the expected value of their utilisation; either as a set-off against tax on future income or as a set-off against deferred tax liabilities in the same legal tax entity. Changes in deferred tax due to changes in the tax rate are recognised in the income statement.

Other payables

Other payables are measured at net realisable value.

Deferred income

Deferred income recognised as a liability comprises payments received concerning income in subsequent financial reporting years.

Financial statements 1 April 2018 - 31 March 2019

Notes to the financial statements

1 Accounting policies (continued)

Cash flow statement

The cash flow statement shows the Company's net cash flows broken down according to operating, investing and financing activities, the year's changes in cash and cash equivalents as well as the cash and cash equivalents at the beginning and the end of the year.

Cash flows from operating activities are calculated as the profit/loss for the year adjusted for non cash operating items, changes in working capital and paid corporate income tax.

Cash flows from investing activities comprise payments in connection with acquisitions and disposals of entities and activities and of intangible assets, property, plant and equipment and investments.

Cash flows from financing activities comprise changes in the size or composition of the Company's share capital and related expenses as well as raising of loans, repayment of interest bearing debt and payment of dividends to shareholders.

Cash and cash equivalents comprise cash, short term bank loans and short term securities which are readily convertible into cash and which are subject only to insignificant risks of changes in value.

Financial ratios

The financial ratios stated under "Financial highlights" have been calculated as follows:

Return on assets	$\frac{\text{Profit/loss from operating activities} \times 100}{\text{Average assets}}$
Current ratio	$\frac{\text{Current assets} \times 100}{\text{Current liabilities}}$
Equity ratio	$\frac{\text{Equity, year-end} \times 100}{\text{Total equity and liabilities, year-end}}$
Return on equity	$\frac{\text{Profit/loss for the year after tax} \times 100}{\text{Average equity}}$

2 Other operating income

Other operating income	16,920	438
Gain on the sale of property, plant and equipment	<u>381</u>	<u>1,089</u>
	<u>17,301</u>	<u>1,527</u>

Other operating income includes gains on the sale of property, plant and equipment and DKK 15,465 thousand relating to settlement compensation received.

Financial statements 1 April 2018 - 31 March 2019

Notes to the financial statements

	2018/19	2017/18
DKK'000		
3 Staff costs		
Wages/salaries	47,287	50,398
Pensions	3,811	3,944
Other social security costs	553	522
Other staff costs	2,443	1,984
	<u>54,094</u>	<u>56,848</u>
Average number of full-time employees	<u>- 67</u>	<u>69</u>
With reference to section 98b(3)(ii) of the Danish Financial Statements Act, remuneration to Management is not disclosed.		
No remuneration was paid to the Board of Directors during the year.		
	2018/19	2017/18
DKK'000		
4 Financial income		
Interest receivable, group entities	21	14
Other financial income	37	23
	<u>58</u>	<u>37</u>
5 Financial expenses		
Tax related interests	0	69
Other financial expenses	117	28
	<u>117</u>	<u>97</u>
6 Tax for the year		
Estimated tax charge for the year	1,309	4,245
Deferred tax adjustments in the year	152	142
	<u>1,461</u>	<u>4,387</u>

Financial statements 1 April 2018 - 31 March 2019

Notes to the financial statements

7 Property, plant and equipment

DKK'000	Other fixtures and fittings, tools and equipment	Leasehold improvements	Total
Cost at 1 April 2018	36,097	1,006	37,103
Additions in the year	2,271	0	2,271
Disposals in the year	-4,195	0	-4,195
Cost at 31 March 2019	<u>34,173</u>	<u>1,006</u>	<u>35,179</u>
Impairment losses and depreciation at 1 April 2018	29,924	640	30,564
Amortisation/depreciation in the year	2,594	49	2,643
Reversal of amortisation/depreciation and impairment of disposals	-3,777	0	-3,777
Impairment losses and depreciation at 31 March 2019	<u>28,741</u>	<u>689</u>	<u>29,430</u>
Carrying amount at 31 March 2019	<u>5,432</u>	<u>317</u>	<u>5,749</u>

8 Investments

DKK'000	Deposits
Cost at 1 April 2018	<u>1,493</u>
Cost at 31 March 2019	<u>1,493</u>
Value adjustments at 1 April 2018	<u>33</u>
Value adjustments at 31 March 2019	<u>33</u>
Carrying amount at 31 March 2019	<u>1,526</u>

9 Deferred tax assets

Deferred tax assets primarily relate to temporary differences in respect of property plant and equipment. There are no unrecognised deferred tax assets, and all deferred tax assets are expected to be reversed and offset against positive taxable income within the next 3-5 years.

10 Prepayments

Prepayments include accrual of expenses related to subsequent financial years.

Financial statements 1 April 2018 - 31 March 2019

Notes to the financial statements

DKK'000	<u>2018/19</u>	<u>2017/18</u>
11 Share capital		
Analysis of the share capital:		
2,000 A shares of DKK 1,000.00 nominal value each	2,000	2,000
	<u>2,000</u>	<u>2,000</u>

All shares carry the same voting rights.

The Company's share capital has remained DKK 2,000 thousand over the past 5 years.

12 Provisions

Provisions comprise warranty commitments of DKK 5,109 thousand. Warranty provisions relate to expected warranty expenses in accordance with usual guarantee commitments applicable to the sale of goods. The obligation is expected to be settled over the warranty period which is two years.

13 Deferred income

Deferred income comprises payments relating to the sale, which will not be recognised as income until in the subsequent financial year once the recognition criteria is satisfied.

14 Contractual obligations and contingencies, etc.

Other financial obligations

Other rent and lease liabilities:

DKK'000	<u>2018/19</u>	<u>2017/18</u>
Rent and lease liabilities	15,641	16,287

Rent and lease liabilities include rent obligations totalling DKK 7,839 thousand (2017/18: DKK 9,382 thousand) relating to contracts that are non-cancellable for 51 months and obligations relating to operating leases for cars and IT equipment totalling DKK 7,802 thousand (2017/18: DKK 6,905 thousand) with remaining terms of 1-3 years.

15 Collateral

The Company has provided security to customers in the health care sector of DKK 0 thousand (2017/18: DKK 890 thousand) in a frozen account with Danske Bank.

Financial statements 1 April 2018 - 31 March 2019

Notes to the financial statements

16 Related parties

Olympus Danmark A/S' related parties comprise the following:

Parties exercising control

Related party	Domicile	Basis for control
Parent of Olympus Danmark A/S, Olympus Europa SE & Co. KG	Hamburg, Germany	Participating interest
Parent of Olympus Europa SE & Co. KG, Olympus Europa Holding SE	Hamburg, Germany	Participating interest

Information about consolidated financial statements

Parent	Domicile	Requisitioning of the parent company's consolidated financial statements
Parent Company, Olympus Europa SE & Co. KG		https://www.olympus-europa.com/
Ultimate parent company, Olympus Corporation		The consolidated financial statements may be obtained from the ultimate parent company

Related party transactions

Olympus Danmark A/S was engaged in the below related party transactions:

DKK'000	2018/19	2017/18
Purchase of goods and services from related parties	229,389	257,168
- of this, Parent Company	201,530	193,952
Sale of goods and services to related parties	3,712	3,455
- of this, Parent Company	136	1,786
Financial income	21	14
Payables to group entities	82,454	56,655
Receivables from group entities	86,458	59,182

Olympus Danmark A/S trades products with related parties in the Olympus Group as a normal part of the business.

Ownership

The following shareholders are registered in the Company's register of shareholders as holding minimum 5% of the votes or minimum 5% of the share capital:

Name	Domicile
Olympus Europa SE & Co. KG	Hamburg, Germany

Financial statements 1 April 2018 - 31 March 2019

Notes to the financial statements

DKK'000	<u>2018/19</u>	<u>2017/18</u>
17 Appropriation of profit		
Recommended appropriation of profit		
Proposed dividend recognised under equity	7,500	13,000
Retained earnings	<u>11,625</u>	<u>2,192</u>
	<u>19,125</u>	<u>15,192</u>
18 Adjustments		
Amortisation/depreciation and impairment losses	2,643	4,199
Gain/loss on the sale of fixed assets	-566	-1,750
Tax for the year	1,467	4,387
Other adjustments	<u>28</u>	<u>106</u>
	<u>3,572</u>	<u>6,942</u>
19 Changes in working capital		
Change in inventories	3,779	2,640
Change in receivables	-38,620	-23,175
Change in trade and other payables	<u>30,588</u>	<u>8,163</u>
	<u>-4,253</u>	<u>-12,372</u>