

Samsonite A/S

Ny Østergade 2
1101 København K
Denmark


CVR no. 15 29 11 33

Annual report 2016

The annual report was presented and approved at the
Company's annual general meeting on

22 May 2017

Patrick Julien Leon Baele
chairman



Samsonite A/S
Annual report 2016
CVR no. 15 29 11 33

Contents

Statement by the Board of Directors and the Executive Board	2
Independent auditor's report	3
Company details	6
Financial statements 1 January – 31 December	
Income statement	7
Balance sheet	8
Notes	10

Statement by the Board of Directors and the Executive Board

The Board of Directors and the Executive Board have today discussed and approved the annual report of Samsonite A/S for the financial year 1 January – 31 December 2016.


The annual report has been prepared in accordance with the Danish Financial Statements Act.

It is our opinion that the financial statements give a true and fair view of the Company's assets, liabilities and financial position at 31 December 2016 and of the results of the Company's operations for the financial year 1 January – 31 December 2016.

We recommend that the annual report be approved at the annual general meeting.


Copenhagen 22 May 2017

Executive Board:




Patrick Julien Leon
Baele

Board of Directors:



Arne Raymond P.
Borrey
Chairman



Patrick Julien Leon
Baele



Kyle F Gendreau



Independent auditor's report

To the shareholder of Samsonite A/S

Opinion

We have audited the financial statements of Samsonite A/S for the financial year 1 January – 31 December 2016 comprising income statement, balance sheet and notes, including accounting policies. The financial statements are prepared in accordance with the Danish Financial Statements Act.

In our opinion, the financial statements give a true and fair view of the Company's assets, liabilities and financial position at 31 December 2016 and of the results of the Company's operations for the financial year 1 January – 31 December 2016 in accordance with the Danish Financial Statements Act.

Basis for opinion

We conducted our audit in accordance with International Standards on Auditing (ISAs) and the additional requirements applicable in Denmark. Our responsibilities under those standards and requirements are further described in the "Auditor's responsibilities for the audit of the financial statements" section of our report. We are independent of the Company in accordance with the International Ethics Standards Board for Accountants' Code of Ethics for Professional Accountants (IESBA Code) and the additional requirements applicable in Denmark, and we have fulfilled our other ethical responsibilities in accordance with these rules and requirements. We believe that the audit evidence we have obtained is sufficient and appropriate to provide a basis for our opinion.

Management's responsibility for the financial statements

Management is responsible for the preparation of financial statements that give a true and fair view in accordance with the Danish Financial Statements Act and for such internal control that Management determines is necessary to enable the preparation of financial statements that are free from material misstatement, whether due to fraud or error.

In preparing the financial statements, Management is responsible for assessing the Company's ability to continue as a going concern, disclosing, as applicable, matters related to going concern and using the going concern basis of accounting in preparing the financial statements unless Management either intends to liquidate the Company or to cease operations, or has no realistic alternative but to do so.



Independent auditor's report

Auditor's responsibilities for the audit of the financial statements

Our objectives are to obtain reasonable assurance as to whether the financial statements as a whole are free from material misstatement, whether due to fraud or error, and to issue an auditor's report that includes our opinion. Reasonable assurance is a high level of assurance but is not a guarantee that an audit conducted in accordance with ISAs and the additional requirements in Denmark will always detect a material misstatement when it exists. Misstatements may arise from fraud or error and are considered material if, individually or in the aggregate, they could reasonably be expected to influence the economic decisions of users made on the basis of these financial statements.

As part of an audit conducted in accordance with ISAs and the additional requirements applicable in Denmark, we exercise professional judgement and maintain professional scepticism throughout the audit. We also

- identify and assess the risks of material misstatement of the company financial statements, whether due to fraud or error, design and perform audit procedures responsive to those risks, and obtain audit evidence that is sufficient and appropriate to provide a basis for our opinion. The risk of not detecting a material misstatement resulting from fraud is higher than for one resulting from error as fraud may involve collusion, forgery, intentional omissions, misrepresentations or the override of internal control.
- obtain an understanding of internal control relevant to the audit in order to design audit procedures that are appropriate in the circumstances, but not for the purpose of expressing an opinion on the effectiveness of the Company's internal control.
- evaluate the appropriateness of accounting policies used and the reasonableness of accounting estimates and related disclosures made by Management.
- conclude on the appropriateness of Management's use of the going concern basis of accounting in preparing the financial statements and, based on the audit evidence obtained, whether a material uncertainty exists related to events or conditions that may cast significant doubt on the Company's ability to continue as a going concern. If we conclude that a material uncertainty exists, we are required to draw attention in our auditor's report to the related disclosures in the financial statements or, if such disclosures are inadequate, to modify our opinion. Our conclusions are based on the audit evidence obtained up to the date of our auditor's report. However, future events or conditions may cause the Company to cease to continue as a going concern.
- evaluate the overall presentation, structure and contents of the financial statements, including the disclosures, and whether the financial statements represent the underlying transactions and events in a manner that gives a true and fair view.



Independent auditor's report

We communicate with those charged with governance regarding, among other matters, the planned scope and timing of the audit and significant audit findings, including any significant deficiencies in internal control that we identify during our audit.

Copenhagen, 22 May 2017

KPMG

Statsautoriseret Revisionspartnerselskab
CVR no. 25 57 81 98


Per Ejning Olsen
State Authorised
Public Accountant

Company details

Samsonite A/S
Ny Østergade 2
1101 København K
Denmark

Telephone: 32504555
Fax: 32504558
E-mail: info.denmark@samsonite.com

CVR no.: 15 29 11 33
Registered office: Copenhagen
Financial year: 1 January – 31 December

Board of Directors

Arne Raymond P. Borrey, Chairman
Patrick Julien Leon Baele
Kyle F Gendreau

Executive Board

Patrick Julien Leon Baele

Auditor

KPMG
Statsautoriseret Revisionspartnerselskab
Dampfærgevej 28
2100 Copenhagen
Denmark

Annual general meeting

The annual general meeting will be held on 22 May 2017 at Plesner law Firm, Amerika Plads 37, 2100 Copenhagen, Denmark.

Financial statements 1 January – 31 December

Income statement

DKK	Note	2016	2015
Revenue		53.184.690	48.234.882
Cost of sales		-34.785.862	-30.631.506
Gross profit		18.398.828	17.603.376
Selling and distribution costs	2	-13.443.390	-13.612.434
Administrative expenses		-2.671.780	-1.852.446
Other operating income		0	1.272
Profit/loss before financial income and expenses		2.283.658	2.139.768
Financial income		0	245
Financial expenses	3	-44.989	-85.797
Profit before tax		2.238.669	2.054.216
Tax on profit/loss for the year	4	-533.958	-483.934
Profit/loss for the year		1.704.711	1.570.282
Proposed profit appropriation			
Proposed dividend for the financial year		1.700.000	1.700.000
Retained earnings		4.711	-129.718
		1.704.711	1.570.282

Financial statements 1 January – 31 December

Balance sheet

DKK	Note	2016	2015
ASSETS			
Fixed assets			
Intangible assets	5		
Acquired rights		1.131.667	1.271.667
Goodwill		771.387	865.843
		<u>1.903.054</u>	<u>2.137.510</u>
Property, plant and equipment	6		
Fixtures and fittings, tools and equipment		45.498	389.408
Leasehold improvements		2.615.050	1.890.050
Property, plant and equipment in progress		0	456.965
		<u>2.660.548</u>	<u>2.736.423</u>
Total fixed assets		<u>4.563.602</u>	<u>4.873.933</u>
Current assets			
Inventories			
Finished goods and goods for resale		1.750.828	1.334.099
		<u>1.750.828</u>	<u>1.334.099</u>
Receivables			
Trade receivables		10.250.559	6.326.449
Other receivables		540.372	567.500
Tax receivables		26.123	21.266
Prepayments		553.381	568.882
		<u>11.370.435</u>	<u>7.484.097</u>
Cash at bank and in hand		<u>7.801.537</u>	<u>3.600.896</u>
Total current assets		<u>20.922.800</u>	<u>12.419.092</u>
TOTAL ASSETS		<u><u>25.486.402</u></u>	<u><u>17.293.025</u></u>

Financial statements 1 January – 31 December

Balance sheet

DKK	Note	2016	2015
EQUITY AND LIABILITIES			
Equity	7		
Share capital		500.000	500.000
Retained earnings		1.054.463	1.049.752
Proposed dividends for the year		1.700.000	1.700.000
Total equity		3.254.463	3.249.752
Provisions			
Provisions for deferred tax		81.718	29.093
Total provisions		81.718	29.093
Liabilities other than provisions			
Current liabilities other than provisions			
Trade payables		2.231.885	3.151.095
Payables to group entities		14.323.276	5.287.140
Other payables		5.595.060	5.575.945
		22.150.221	14.014.180
Total liabilities other than provisions		22.150.221	14.014.180
TOTAL EQUITY AND LIABILITIES		25.486.402	17.293.025
Principal activity	8		
Contractual obligations, contingencies, etc.	9		
Related party disclosures	10		
Disclosure of events after the balance sheet date	11		

Financial statements 1 January – 31 December

Notes

1 Accounting policies

The annual report of Samsonite A/S for 2016 has been prepared in accordance with the provisions applying to reporting class B enterprises under the Danish Financial Statements Act.

As from 1 January 2016, the Company has implemented Act no. 738 of 1 June 2015. This has entailed the following changes to recognition and measurement:

— Going forward, the residual value of intangible assets and property, plant and equipment must be reassessed on an ongoing basis. Pursuant to the transition provisions of the Act, any adjustments to residual values must be made prospectively as an accounting estimate without restatement of comparative figures and without effect on equity.

The changes have no monetary effect on the income statement or the balance sheet for 2016 or for the comparative figures for 2015.

The annual report for 2016 has been prepared in accordance with the provisions applying to reporting class B under the Danish Financial Statements Act with opt-in from higher reporting classes.

Income statement

Revenue

Revenue from sale of goods for resale is recognised in the income statement when delivery and transfer of risk to the buyer have taken place. Revenue is recognised excluding VAT and taxes and less discounts granted in relation to the sale.

Other operating costs

Other operating costs comprise losses on non-current assets disposed of.

Financial income and expenses

Financial income and expenses comprise interest income and expense and realised and unrealised exchange gains and losses on receivables and payables denominated in foreign currencies.

Financial statements 1 January – 31 December

Notes

1 Accounting policies (continued)

Balance sheet

Intangible assets

Acquired rights are measured at cost less accumulated amortisation and impairment losses. Acquired rights are amortised over the period of contract.

Goodwill is measured at cost less accumulated amortisation and impairment losses. Goodwill is amortised over a 10 year period.

Property, plant and equipment

Fixtures and fittings, tools and equipment are valued at cost less accumulated depreciation and impairment losses.

Depreciation is provided on a straight-line basis over the estimated useful life. The estimated useful lives are as follows:

Fixtures and fittings, tools and equipment	3 years
--	---------

Write-down is made to the recoverable amount if this is lower than the carrying amount.

The useful life and residual value are reassessed annually. Changes are treated as accounting estimates, and the effect on depreciation is recognised prospectively.

Inventories

Inventories are valued at the lower of cost and net realisable value. Write-down is made for obsolescence, including slow-moving items.

Receivables

Receivables are measured at amortised cost. Provision is made for anticipated losses.

Prepayments and deferred income

Prepayments comprise costs paid relating to the subsequent financial year.

Equity

Proposed dividends are recognised as a liability at the date when they are adopted at the annual general meeting (declaration date). The expected dividend payment for the year is disclosed as a separate item under equity.

Financial statements 1 January – 31 December

Notes

1 Accounting policies (continued)

Dividends

The expected dividend payment for the year is disclosed as a separate item under equity.

Corporation tax

Current tax payable and receivable is recognised in the balance sheet as tax computed on the taxable income for the year, adjusted for tax on the taxable income of prior years and for tax paid on account.

Deferred tax is measured using the balance sheet liability method on all temporary differences between the carrying amount and the tax value of assets and liabilities.

Deferred tax assets are recognised at the expected value of their utilisation; either as a set-off against tax on future income or as a set-off against deferred tax liabilities in the same legal tax entity. Any deferred net assets are measured at net realisable value.

Deferred tax is measured in accordance with the tax rules and at the tax rates applicable at the balance sheet date when the deferred tax is expected to crystallise as current tax.

Liabilities other than provisions

Payables are measured at amortised cost, corresponding to nominal value.

Foreign currency translation

Transactions denominated in foreign currencies are translated at the exchange rates at the transaction date. Foreign exchange differences arising between the exchange rates at the transaction date and at the date of payment are recognised in the income statement as financial income or expenses.

Receivables, payables and other monetary items denominated in foreign currencies are translated at the exchange rates at the balance sheet date. The difference between the exchange rates at the balance sheet date and at the date at which the receivable or payable arose is recognised in the income statement as financial income or expenses.

Financial statements 1 January – 31 December

Notes

2 Staff costs

DKK	2016	2015
Salaries	3.850.615	4.531.314
Pensions	75.373	163.560
Other social security costs	89.461	77.038
Other staff costs	12.392	2.516
	<u>4.027.841</u>	<u>4.774.428</u>

Salaries, pensions, other social security costs and other staff costs :

Selling and distribution costs	4.027.841	4.774.428
	<u>4.027.841</u>	<u>4.774.428</u>

Average full-time employees	11	11
	<u>11</u>	<u>11</u>

3 Financial expenses

Interest expense to group entities	894	0
	<u>894</u>	<u>0</u>

4 Tax on profit for the year

Current tax for the year	481.333	544.986
Adjustment of deferred tax for the year	52.625	-61.052
	<u>533.958</u>	<u>483.934</u>

5 Intangible assets

DKK	Acquired rights	Goodwill
Cost at 1 January	1.400.000	944.556
Cost at 31 December 2016	1.400.000	944.556
Amortisation and impairment losses at 1 January 2016	-128.333	-78.713
Depreciation for the year	-140.000	-94.456
Amortisation and impairment losses at 31 December 2016	-268.333	-173.169
Carrying amount at 31 December 2016	<u>1.131.667</u>	<u>771.387</u>

Financial statements 1 January – 31 December

Notes

6 Property, plant and equipment

DKK	Fixtures and fittings, tools and equipment	Leasehold improvements	Property, plant and equipment in progress
Cost at 1 January 2016	1.245.966	2.344.941	456.965
Additions for the year	18.425	1.005.062	0
Transferred	0	456.965	-456.965
Cost at 31 December 2016	1.264.391	3.806.968	0
Impairment losses and depreciation at 1 January 2016	-856.558	-454.891	0
Depreciation for the year	-362.335	-737.027	0
Impairment losses and depreciation on sold assets for the year	-1.218.893	-1.191.918	0
Carrying amount at 31 December 2016	45.498	2.615.050	0

7 Equity

DKK	Share capital	Retained earnings	Proposed dividends	Total
Equity at 1 January 2016	500.000	1.049.752	1.700.000	3.249.752
Distributed dividends	0	0	-1.700.000	-1.700.000
Profit for the year	0	4.711	1.700.000	1.704.711
Equity at 31 December 2016	500.000	1.054.463	1.700.000	3.254.463

The share capital, which has remained unchanged for the last five years, consists of 500 shares of DKK 1,000 each.

8 Principal activity

The Company purchases Samsonite products from group entities and resell these on the Danish market.

9 Contractual obligations, contingencies, etc.

The Company's rental obligation amounts to a total DKK 3,066 thousand under notice periods of up to 40 months.

The Company's lease obligation amounts to DKK 736 thousand and falls due within two years.

Financial statements 1 January – 31 December

Notes

10 Related party disclosures

Samsonite A/S' related parties comprise the following:

Ownership

Samsonite A/S is a wholly-owned subsidiary of Samsonite Europe N.V., Belgium, which is a part of the Samsonite Group with Samsonite International SA as the ultimate parent company:

Samsonite International SA
13-15 Avenue de la Liberté
L-1931 Luxembourg

The consolidated financial statements of Samsonite International SA are available at the Company's address or on the Company's website:

<http://www.samsonite.com/investors/annualreports.do>

11 Disclosure of events after the balance sheet date

No events have occurred after the balance sheet date that would affect the financial statements.