

***PAA Project Finance A/S
(former EAC Trading Ltd.
A/S)***

Industriholmen 2, DK-2650 Hvidovre

**Annual Report for 1 October
2019 - 30 September 2020**

CVR No 14 85 34 48

The Annual Report was
presented and adopted at
the Annual General
Meeting of the Company on

27/1 2021


Mogens Vedel Hestbæk

Contents

	<u>Page</u>
Management's Statement and Auditor's Report	
Management's Statement	1
Independent Auditor's Report on the Financial Statements	2
Company Information	
Company Information	4
Financial Statements	
Income Statement 1 October - 30 September	5
Balance Sheet 30 September	6
Notes to the Annual Report	7
Accounting Policies	9

Management's Statement

The Executive Board and Board of Directors have today considered and adopted the Annual Report of PAA Project Finance A/S (former EAC Trading Ltd. A/S) for the financial year 1 October 2019 - 30 September 2020.

The Annual Report is prepared in accordance with the Danish Financial Statements Act.


In our opinion the Financial Statements give a true and fair view of the financial position at 30 September 2020 of the Company and of the results of the Company operations for 2019/20.

We recommend that the Annual Report be adopted at the Annual General Meeting.


Aarhus, 27 January 2021

Executive Board


Knud Kjærgaard Christensen


Anne Ulderup

Board of Directors


Jesper Kristian Jacobsen
Chairman


Mogens Vedel Hestbæk


Nicolai Schultz

The Independent Practitioner's Report

To the Shareholders of PAA Project Finance A/S (former EAC Trading Ltd. A/S)

Conclusion

We have performed an extended review of the Financial Statements of PAA Project Finance A/S (former EAC Trading Ltd. A/S) for the financial year 1 October 2019 - 30 September 2020, which comprise income statement, balance sheet and notes, including a summary of significant accounting policies. The Financial Statements are prepared in accordance with the Danish Financial Statements Act.

Based on the work performed, in our opinion, the Financial Statements give a true and fair view of the financial position of the Company at 30 September 2020 and of the results of the Company operations for the financial year 1 October 2019 - 30 September 2020 in accordance with the Danish Financial Statements Act.

Basis for conclusion

We conducted our extended review in accordance with the Danish Business Authority's Assurance Standard for Small Enterprises and FSR – Danish Auditors' standard on extended review of financial statements prepared in accordance with the Danish Financial Statements Act. Our responsibilities under those standards and requirements are further described in the "Practitioner's responsibilities for the extended review of the financial statements" section of our report. We are independent of the Company in accordance with the International Ethics Standards Board for Accountants' Code of Ethics for Professional Accountants (IESBA Code) and the additional requirements applicable in Denmark, and we have fulfilled our other ethical responsibilities in accordance with these rules and requirements. We believe that the evidence we have obtained is sufficient and appropriate to provide a basis for our conclusion.

Management's responsibility for the Financial Statements

Management is responsible for the preparation of Financial Statements that give a true and fair view in accordance with the Danish Financial Statements Act, and for such internal control as Management determines is necessary to enable the preparation of Financial Statements that are free from material misstatement, whether due to fraud or error.

In preparing the Financial Statements, Management is responsible for assessing the Company's ability to continue as a going concern, disclosing, as applicable, matters related to going concern and using the going concern basis of accounting in preparing the Financial Statements unless Management either intends to liquidate the Company or to cease operations, or has no realistic alternative but to do so.

Auditor's responsibilities for the extended review of the Financial Statements

Our responsibility is to express a conclusion on the Financial Statements. This requires that we plan and perform procedures to obtain limited assurance in respect of our conclusion on the Financial Statements and, moreover, that we perform supplementary procedures specifically required to obtain additional assurance in respect of our conclusion.

An extended review consists of making inquiries, primarily of Management and others within the enterprise, as appropriate, and applying analytical procedures and the supplementary procedures specifically required as well as assessing the evidence obtained.

Independent Auditor's Report on the Financial Statements


An extended review is less in scope than an audit and, consequently, we do not express an audit opinion on the Financial Statements.

Aarhus, 27 January 2021

PricewaterhouseCoopers

Statsautoriseret Revisionspartnerselskab


CVR No 33 77 12 31



Henrik Kragh

State Authorised Public Accountant

Mne26783



Thyge Belter

State Authorised Public Accountant

mne30222

Company Information

The Company

PAA Project Finance A/S (former EAC Trading Ltd. A/S)
Industriholmen 2
DK-2650 Hvidovre

CVR No: 14 85 34 48

Financial period: 1 October - 30 September

Municipality of reg. office: Hvidovre

Board of Directors

Jesper Kristian Jacobsen, Chairman
Mogens Vedel Hestbæk
Nicolai Schultz

Executive Board

Knud Kjærgaard Christensen
Anne Ulderup

Auditors

PricewaterhouseCoopers
Statsautoriseret Revisionspartnerselskab
Nobelparken
Jens Chr. Skous Vej 1
DK-8000 Aarhus C

Income Statement 1 October - 30 September

	<u>Note</u>	<u>2019/20</u> DKK '000	<u>2018/19</u> DKK '000
Gross profit/loss		16.595	8.208
Distribution expenses		-2.298	-2.596
Administrative expenses	1	-390	-415
Operating profit/loss		13.907	5.197
Financial income	2	40	95
Financial expenses	3	-160	-205
Profit/loss before tax		13.787	5.087
Tax on profit/loss for the year		-3.041	-1.127
Net profit/loss for the year		10.746	3.960
Distribution of profit			
Proposed distribution of profit			
Proposed dividend for the year		10.000	2.000
Retained earnings		746	1.960
		10.746	3.960

Balance Sheet 30 September

Assets	Note	2019/20	2018/19
		DKK '000	DKK '000
Contract work in progress		0	2.977
Receivables from group enterprises		24.777	11.790
Corporation tax		0	680
Other receivables		2.179	8.379
Receivables		26.956	23.826
Cash at bank and in hand		34	8
Currents assets		26.990	23.834
Assets		26.990	23.834
 Liabilities and equity			
Share capital		1.000	1.000
Retained earnings		7.704	5.760
Proposed dividend for the year		10.000	2.000
Equity	4	18.704	8.760
Provisions for deferred tax		338	4.632
Provisions		338	4.632
Trade payables		352	8.474
Work in progres		4.077	1.629
Payables to group enterprises		11	9
Corporation tax		3.041	0
Other payables		467	330
Short-term debt		7.948	10.442
Debt		7.948	10.442
Liabilities and equity		26.990	23.834
Contingent assets, liabilities and other financial obligations	5		
Related parties and ownership	6		
Key activity	7		

Notes to the Annual Report

	<u>2019/20</u> DKK '000	<u>2018/19</u> DKK '000		
1 Employee relations				
Average number of full-time employees	2	2		
2 Financial income				
Interest received from group enterprises	0	0		
Other financial income	40	95		
	<u>40</u>	<u>95</u>		
3 Financial expenses				
Interest paid to group enterprises	45	118		
Other financial expenses	115	87		
	<u>160</u>	<u>205</u>		
4 Equity				
	<u>Share capital</u>	<u>Retained earnings</u>	<u>Proposed dividend for the year</u>	<u>Total</u>
	DKK '000	DKK '000	DKK '000	DKK '000
Equity at 1 October	1.000	5.760	2.000	8.760
Fair value adjustments of hedging instruments, end of year		1.536		1.536
Tax on other equity movements		-338		-338
Cost for employee share scheme		28		28
Settlement of employee share scheme		-28		-28
Ordinary dividend paid			-2.000	-2.000
Net profit/loss for the year		746	10.000	10.746
Equity at 30 September	<u>1.000</u>	<u>7.704</u>	<u>10.000</u>	<u>18.704</u>

5 Contingent assets, liabilities and other financial obligations

Additional financial liability

The Company is included in the joint taxation with the Per Aarsleff Holding A/S Group's other Danish companies and are jointly and severally liable for tax on the Group's jointly income etc.

6 Related parties and ownership

The following shareholders are recorded in the Company's register of shareholders as holding at least 5% of the votes or at least 5% of the share capital:

Per Aarsleff Holding A/S, Hasselager Allé 5, DK-8260 Viby J, (ownership 100%).

Consolidated financial statements

The company is included in the consolidated financial statements of Per Aarsleff Holding A/S, CVR no. 24257797

The annual report of Per Aarsleff Holding A/S can be obtained at www.aarsleff.com

7 Key activity

The Company's main activity is project finance, management and other activities.

Accounting Policies

Basis of Preparation

Financial Statements of PAA Project Finance A/S (former EAC Trading Ltd. A/S) for 2019/20 has been prepared in accordance with the provisions of the Danish Financial Statements Act applying to enterprises of reporting class B.

The accounting policies applied remain unchanged from last year.

Recognition and measurement

Revenues are recognised in the income statement as earned. Furthermore, value adjustments of financial assets and liabilities measured at fair value or amortised cost are recognised. Moreover, all expenses incurred to achieve the earnings for the year are recognised in the income statement, including depreciation, amortisation, impairment losses and provisions as well as reversals due to changed accounting estimates of amounts which have previously been recognised in the income statement.

Assets are recognised in the balance sheet when it is probable that future economic benefits attributable to the asset will flow to the Company, and the value of the asset can be measured reliably.

Liabilities are recognised in the balance sheet when it is probable that future economic benefits will flow out of the Company, and the value of the liability can be measured reliably.

Assets and liabilities are initially measured at cost. Subsequently, assets and liabilities are measured as described for each item below.

Translation policies

Transactions in foreign currencies are translated at the exchange rates at the dates of transaction. Gains and losses arising due to differences between the transaction date rates and the rates at the dates of payment are recognised in financial income and expenses in the income statement.

Receivables, payables and other monetary items in foreign currencies that have not been settled at the balance sheet date are translated at the exchange rates at the balance sheet date. Any differences between the exchange rates at the balance sheet date and the transaction date rates are recognised in financial income and expenses in the income statement.

Income Statement

Gross profit/loss

With reference to section 32 of the Danish Financial Statements Act, revenue has not been disclosed in the Annual Report.

Accounting Policies

Revenue

Revenue from the sale of goods for resale and finished goods is recognised in the income statement when delivery and transfer of risk to the buyer have been made before year end.

Revenue is recognised exclusive of VAT and net of discounts relating to sales.

Contract work in progress concerning projects is recognised at the rate of completion, which means that revenue equals the selling price of the work completed for the year (percentage-of-completion method). This method is applied when total revenues and expenses in respect of the contract and the stage of completion at the balance sheet date can be measured reliably, and it is probable that the economic benefits, including payments, will flow to the Company.

Cost of sales

Cost of sales comprises costs incurred to achieve revenue for the year. Cost comprises raw materials, consumables, direct labour costs and indirect production costs such as maintenance and depreciation, etc.

Distribution expenses

Distribution expenses comprise costs in the form of salaries to sales and distribution staff, advertising and marketing expenses as well as operation of motor vehicles, depreciation, etc.

Administrative expenses

Administrative expenses comprise expenses for Management, administrative staff, office expenses, depreciation, etc.

Share-based incentive programmes

Share-based incentive programmes classified as equity-based programmes are measured at fair value at the time of granting and are recognised in staff expenses in the income statement over the vesting period. The counter entry is recognised directly in equity.

Financial income and expenses

Financial income and expenses are recognised in the income statement at the amounts which relate to the financial year.

Tax on profit/loss for the year

Tax for the year consists of current tax for the year and changes in deferred tax for the year. The tax attributable to the profit for the year is recognised in the income statement, whereas the tax attributable to equity transactions is recognised directly in equity.

The Company is jointly taxed with wholly owned Danish and foreign subsidiaries. The tax effect of the joint taxation is allocated to Danish enterprises in proportion to their taxable incomes.

Accounting Policies

Balance Sheet

Receivables

Receivables are measured in the balance sheet at the lower of amortised cost and net realisable value, which corresponds to nominal value less provisions for bad debts. Provisions for bad debts are determined on the basis of an individual assessment of each receivable, and in respect of trade receivables, a general provision is also made based on the Company's experience from previous years.

Contract work in progress

Contract work in progress is measured at the selling price of the work performed calculated on the basis of the stage of completion. The stage of completion is measured by the proportion that the contract expenses incurred to date bear to the estimated total contract expenses. Where it is probable that total contract expenses will exceed total revenues from a contract, the expected loss is recognised as an expense in the income statement.

Where the selling price cannot be measured reliably, the selling price is measured at the lower of expenses incurred and net realisable value.

Prepayments and payments received on account are set off against the selling price. The individual contracts are classified as receivables when the net selling price is positive and as liabilities when the net selling price is negative.

Expenses relating to sales work and the winning of contracts are recognised in the income statement as incurred.

Equity

Dividend

Dividend distribution proposed by Management for the year is disclosed as a separate equity item.

Deferred tax assets and liabilities

Deferred income tax is measured using the balance sheet liability method in respect of temporary differences arising between the tax bases of assets and liabilities and their carrying amounts for financial reporting purposes on the basis of the intended use of the asset and settlement of the liability, respectively.

Deferred tax assets, including the tax base of tax loss carry-forwards, are measured at the value at which the asset is expected to be realised, either by elimination in tax on future earnings or by set-off against deferred tax liabilities within the same legal tax entity.

Deferred tax is measured on the basis of the tax rules and tax rates that will be effective under the legislation at the balance sheet date when the deferred tax is expected to crystallise as current tax. Any changes in deferred tax due to changes to tax rates are recognised in the income statement.

Accounting Policies

Current tax receivables and liabilities

Current tax liabilities and receivables are recognised in the balance sheet as the expected taxable income for the year adjusted for tax on taxable incomes for prior years and tax paid on account. Extra payments and repayment under the on-account taxation scheme are recognised in the income statement in financial income and expenses.

Financial debts

Trade payables, debt to group and associated enterprises, public services and other debts are measured at amortised cost, substantially corresponding to nominal value.