

# Telenor Danmark Holding A/S

Frederikskaj, DK-2450 Copenhagen SV, Denmark

CVR no. 14 72 43 46

## Annual Report

for the period 1 January - 31 December 2019

29th financial year

Adopted by the Company's Annual General Meeting  
on 31 August 2020



.....

chairman



## CONTENTS

Statement by the Board of Directors and Executive Board	1
Independent auditors' report	2
Management's review	6
Income statement and statement of comprehensive income	9
Balance sheet	10
Statement of changes in equity	12
Cash flow statement	13
Notes	14



## STATEMENT BY THE BOARD OF DIRECTORS AND EXECUTIVE BOARD

The Board of Directors and the Executive Board have today discussed and approved the annual report for Telenor Danmark Holding A/S for the period 1 January – 31 December 2019.


The annual report is presented in accordance with International Financial Reporting Standards as adopted by the EU and additional requirements of the Danish Financial Statements Act. We consider the accounting policies applied appropriate, so that the annual report gives a true and fair view of the company's assets and liabilities, its financial position as at 31 December 2019 and the results of the company's activities and cash flows for the financial year 1 January – 31 December 2019.

In our opinion, the management's review gives a true and fair account of the matters addressed in the review.

We recommend that the annual report be adopted by the General Meeting.

Copenhagen, 31 August 2020

Executive Board:



.....  
Lars Thomsen

Board of Directors:



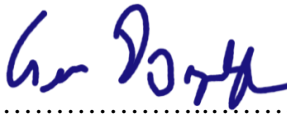
.....  
Jukka Tapani Leinonen  
Chairman



.....  
Ieva Martinkenaite-  
Pujanauskiene



.....  
Håvard Naustdal



.....  
Geir Dyngeland

## **INDEPENDENT AUDITORS' REPORT**

**To the shareholders of Telenor Danmark Holding A/S**

### **Opinion**

We have audited the financial statements of Telenor Danmark Holding A/S for the financial year 1 January – 31 December 2019, which comprise income statement, statement of comprehensive income, balance sheet, statement of changes in equity, cash flow statement and notes, including accounting policies. The financial statements are prepared in accordance with International Financial Reporting Standards as adopted by the EU and additional requirements of the Danish Financial Statements Act.

In our opinion, the financial statements give a true and fair view of the financial position of the Company at 31 December 2019 and of the results of the Company's operations and cash flows for the financial year 1 January – 31 December 2019 in accordance with International Financial Reporting Standards as adopted by the EU and additional requirements of the Danish Financial Statements Act.

### **Basis for opinion**

We conducted our audit in accordance with International Standards on Auditing (ISAs) and additional requirements applicable in Denmark. Our responsibilities under those standards and requirements are further described in the "Auditor's responsibilities for the audit of the financial statements" section of our report. We believe that the audit evidence we have obtained is sufficient and appropriate to provide a basis for our opinion.

### ***Independence***

We are independent of the Company in accordance with the International Ethics Standards Board for Accountants' Code of Ethics for Professional Accountants (IESBA Code) and additional requirements applicable in Denmark, and we have fulfilled our other ethical responsibilities in accordance with these rules and requirements.

### **Statement on the Management's review**

Management is responsible for the Management's review.

Our opinion on the financial statements does not cover the Management's review, and we do not express any assurance conclusion thereon.



## **INDEPENDENT AUDITORS' REPORT**

In connection with our audit of the financial statements, our responsibility is to read the Management's review and, in doing so, consider whether the Management's review is materially inconsistent with the financial statements, or our knowledge obtained during the audit, or otherwise appears to be materially misstated.

Moreover, it is our responsibility to consider whether the Management's review provides the information required under the Danish Financial Statements Act.

Based on the work we have performed, we conclude that the Management's review is in accordance with the financial statements and has been prepared in accordance with the requirements of the Danish Financial Statements Act. We did not identify any material misstatements of the Management's review.

### **Management's responsibilities for the financial statements**

Management is responsible for the preparation of financial statements that give a true and fair view in accordance with International Financial Reporting Standards as adopted by the EU and additional requirements of the Danish Financial Statements Act and for such internal control as Management determines is necessary to enable the preparation of financial statements that are free from material misstatement, whether due to fraud or error.

In preparing the financial statements, Management is responsible for assessing the Company's ability to continue as a going concern, disclosing, as applicable, matters related to going concern and using the going concern basis of accounting in preparing the financial statements unless Management either intends to liquidate the Company or to cease operations, or has no realistic alternative but to do so.

### **Auditor's responsibilities for the audit of the financial statements**

Our objectives are to obtain reasonable assurance as to whether the financial statements as a whole are free from material misstatement, whether due to fraud or error, and to issue an auditor's report that includes our opinion. Reasonable assurance is a high level of assurance, but is not a guarantee that an audit conducted in accordance with ISAs and additional requirements applicable in Denmark will always detect a material misstatement when it exists. Misstatements can arise from fraud or error and are considered material if, individually or in the aggregate, they could reasonably be expected to influence the economic decisions of users taken on the basis of the financial statements.



## INDEPENDENT AUDITORS' REPORT

As part of an audit conducted in accordance with ISAs and additional requirements applicable in Denmark, we exercise professional judgement and maintain professional scepticism throughout the audit. We also:

- Identify and assess the risks of material misstatement of the financial statements, whether due to fraud or error, design and perform audit procedures responsive to those risks and obtain audit evidence that is sufficient and appropriate to provide a basis for our opinion. The risk of not detecting a material misstatement resulting from fraud is higher than for one resulting from error, as fraud may involve collusion, forgery, intentional omissions, misrepresentations or the override of internal control.
- Obtain an understanding of internal control relevant to the audit in order to design audit procedures that are appropriate in the circumstances, but not for the purpose of expressing an opinion on the effectiveness of the Company's internal control.
- Evaluate the appropriateness of accounting policies used and the reasonableness of accounting estimates and related disclosures made by Management.
- Conclude on the appropriateness of Management's use of the going concern basis of accounting in preparing the financial statements and, based on the audit evidence obtained, whether a material uncertainty exists related to events or conditions that may cast significant doubt on the Company's ability to continue as a going concern. If we conclude that a material uncertainty exists, we are required to draw attention in our auditor's report to the related disclosures in the financial statements or, if such disclosures are inadequate, to modify our opinion. Our conclusions are based on the audit evidence obtained up to the date of our auditor's report. However, future events or conditions may cause the Company to cease to continue as a going concern.
- Evaluate the overall presentation, structure and contents of the financial statements, including the note disclosures, and whether the financial statements represent the underlying transactions and events in a manner that gives a true and fair view.




## INDEPENDENT AUDITORS' REPORT

We communicate with those charged with governance regarding, among other matters, the planned scope and timing of the audit and significant audit findings, including any significant deficiencies in internal control that we identify during our audit.

Copenhagen, 31 August 2020

EY Godkendt Revisionspartnerselskab  
CVR no. 30 70 02 28



Søren Skov Larsen  
State Authorised Public Accountant  
mne26797



Allan Nørgaard  
State Authorised Public Accountant  
mne35501

## **MANAGEMENT'S REVIEW**

### **Company information**

Telenor Danmark Holding A/S  
Frederikskaj  
DK-2450 Copenhagen SV  
Denmark

Municipality: Copenhagen

### **Board of Directors**

Jukka Tapani Leinonen, Chairman  
Ieva Martinkenaite-Pujanauskiene  
Håvard Naustdal  
Geir Dyngeland

### **Executive Board**

Lars Thomsen

### **Parent**

Telenor Mobile Holding AS  
Snarøyveien 30  
N-1360 Fornebu  
Norway

### **Audit**

EY Godkendt Revisionspartnerselskab  
Dirch Passers Allé 36  
DK-2000 Frederiksberg  
Denmark





## MANAGEMENT'S REVIEW, continued

### Financial highlights

The Company's developments over the past five years can be described as follows:

		2019	2018	2017	2016	2015
<b>INCOME STATEMENT</b>						
Operating profit before depreciation amortisation and impairment (EBITDA)	mDKK	185	10	-2	10	10
Operating profit (EBIT)	mDKK	184	7	-5	7	7
Financial income and expenses	mDKK	-2,780	3,381	326	-706	2,086
Profit/loss before tax	mDKK	-2,596	3,388	321	-699	2,093
Net income for the year	mDKK	-2,613	3,390	327	-675	2,097
<b>BALANCE SHEET</b>						
Balance sheet total	mDKK	9,159	12,074	12,321	11,924	9,713
Tangible assets	mDKK	0	99	102	111	114
Other non-current assets	mDKK	8,942	11,732	12,110	11,703	7,492
Equity	mDKK	9,112	11,725	11,835	11,508	9,465
<b>KEY FIGURES AND RATIOS</b>						
Average number of employees		0	0	0	0	0

### Company presentation

The activity of Telenor Danmark Holding A/S is to function as a holding company. The company holds equity interests in the following companies with associated subsidiaries: Telenor A/S and MVNO Systems A/S.

### Financial review

The company's income statement for 2019 shows a loss of -2,613 mDKK (2018: profit of 3,390 mDKK), and the company's balance sheet at 31 December 2019 shows an equity of 9,112 mDKK (2018: 11,725 mDKK).

The profit for the year is affected by gain on sale of building of 183 mDKK and additional impairment of Telenor A/S of -2,784 mDKK.

## **MANAGEMENT'S REVIEW, continued**

### **Dividends**

The Board of Directors recommends that the general meeting adopts a resolution to distribute dividends of 0 mDKK (2018: 0 mDKK).

### **Future outlook**

Telenor Danmark Holding A/S will continue the operation and ownership of the affiliated companies.

### **Financial risks**

As far as possible, the group attempts to counter and manage any risks that the group can influence through own actions. The company's is primarily financed through its parent, Telenor ASA, Norway, which also hedges any financial exposures.

### **Post balance sheet events**

No events have occurred after the balance sheet date which would affect the evaluation of this annual report.

The Covid-19 situation in 2020 has no significant effect on the figures reported in this annual report.



## INCOME STATEMENT AND STATEMENT OF COMPREHENSIVE INCOME

1 January - 31 December

	Note	2019 mDKK	2018 mDKK
Income		<u>185</u>	<u>9</u>
Expenses		<u>0</u>	<u>1</u>
<b>Operating profit before depreciation, amortisation and impairment (EBITDA)</b>		<b>185</b>	<b>10</b>
Depreciation, amortisation and impairment of non-current assets	3	<u>-1</u>	<u>-3</u>
<b>Operating profit (EBIT)</b>		<b>184</b>	<b>7</b>
Dividends and adjustments from subsidiaries and associates		1	4,000
Impairment losses and reversals from shares in subsidiaries	7	-2,778	-612
Financial income		0	0
Financial expenses	4	<u>-3</u>	<u>-7</u>
<b>Profit/loss before tax</b>		<b>-2,596</b>	<b>3,388</b>
Tax on the profit for the year	5	<u>-17</u>	<u>2</u>
<b>NET LOSS/INCOME FOR THE YEAR</b>		<b><u>-2,613</u></b>	<b><u>3,390</u></b>

### Proposed distribution of net profit:

Proposed dividend		0	0
Retained earnings		<u>-2,613</u>	<u>3,390</u>
		<b><u>-2,613</u></b>	<b><u>3,390</u></b>

## STATEMENT OF COMPREHENSIVE INCOME

1 January - 31 December

	2019 mDKK	2018 mDKK
Net loss/income for the year	-2,613	3,390
Other comprehensive income	<u>0</u>	<u>0</u>
<b>Total comprehensive income</b>	<b><u>-2,613</u></b>	<b><u>3,390</u></b>



**BALANCE SHEET**  
**at 31 December**

	Note	2019 mDKK	2018 mDKK
<b>ASSETS</b>			
Land and buildings	6	<u>0</u>	<u>99</u>
<b>Tangible assets</b>		<u><b>0</b></u>	<u><b>99</b></u>
Investments in subsidiaries	7	8,903	11,687
Investments in associates	8	8	8
Deferred tax assets	9	31	33
Deposits		<u>0</u>	<u>4</u>
<b>Financial assets</b>		<u><b>8,942</b></u>	<u><b>11,732</b></u>
<b>NON-CURRENT ASSETS</b>		<u><b>8,942</b></u>	<u><b>11,831</b></u>
Receivables from group entities	10	60	16
Corporation tax receivable		0	1
Other receivables		0	1
Pre-paid costs		<u>0</u>	<u>1</u>
<b>Receivables</b>		<u><b>60</b></u>	<u><b>19</b></u>
<b>Cash</b>		<u><b>157</b></u>	<u><b>224</b></u>
<b>CURRENT ASSETS</b>		<u><b>217</b></u>	<u><b>243</b></u>
<b>TOTAL ASSETS</b>		<u><u><b>9,159</b></u></u>	<u><u><b>12,074</b></u></u>



**BALANCE SHEET**  
**at 31 December**

	Note	2019 mDKK	2018 mDKK
<b>EQUITY AND LIABILITIES</b>			
Share capital	11	700	700
Retained earnings		8,412	11,025
Proposed dividend distribution		<u>0</u>	<u>0</u>
<b>Equity</b>		<b><u>9,112</u></b>	<b><u>11,725</u></b>
Payables to group entities	12	0	0
Lease liabilities	13	<u>0</u>	<u>99</u>
<b>Non-current liabilities</b>		<b><u>0</u></b>	<b><u>99</u></b>
Lease liabilities	13	0	3
Payables to group entities	12	14	222
Corporation tax payable		<u>33</u>	<u>25</u>
<b>Current liabilities</b>		<b><u>47</u></b>	<b><u>250</u></b>
<b>LIABILITIES</b>		<b><u>47</u></b>	<b><u>349</u></b>
<b>TOTAL EQUITY AND LIABILITIES</b>		<b><u><u>9,159</u></u></b>	<b><u><u>12,074</u></u></b>



## STATEMENT OF CHANGES IN EQUITY

	Share capital mDKK	Retained earnings mDKK	Dividends distributed mDKK	Total mDKK
<b>Equity at 01.01.2018</b>	<b>700</b>	<b>7,635</b>	<b>3,500</b>	<b>11,835</b>
Net loss/income for the year	0	3,390	0	3,390
Dividend proposed	0	0	0	0
Dividend paid	<u>0</u>	<u>0</u>	<u>-3,500</u>	<u>-3,500</u>
<b>Comprehensive income for the year</b>	<b><u>0</u></b>	<b><u>3,390</u></b>	<b><u>-3,500</u></b>	<b><u>-110</u></b>
<b>Equity at 31.12.2018</b>	<b><u>700</u></b>	<b><u>11,025</u></b>	<b><u>0</u></b>	<b><u>11,725</u></b>
<b>Equity at 01.01.2019</b>	<b>700</b>	<b>11,025</b>	<b>0</b>	<b>11,725</b>
Net loss/income for the year	0	-2,613	0	-2,613
Dividend proposed	0	0	0	0
Dividend paid	<u>0</u>	<u>0</u>	<u>0</u>	<u>0</u>
<b>Comprehensive income for the year</b>	<b><u>0</u></b>	<b><u>-2,613</u></b>	<b><u>0</u></b>	<b><u>-2,613</u></b>
<b>Equity at 31.12.2019</b>	<b><u>700</u></b>	<b><u>8,412</u></b>	<b><u>0</u></b>	<b><u>9,112</u></b>

## CASH FLOW STATEMENT

	Note	2019 mDKK	2018 mDKK
Profit/loss before tax		-2,596	3,388
Reversal of depreciation, amortisation and impairment losses		2,779	407
Working capital changes	15	4	206
Corporation tax paid		<u>-6</u>	<u>5</u>
<b>Operating cash flows</b>		<b><u>181</u></b>	<b><u>4,006</u></b>
Investments in subsidiaries/associates		0	-22
Disposal, etc. of property, plant and equipment		<u>-144</u>	<u>0</u>
<b>Investment cash flows</b>		<b><u>-144</u></b>	<b><u>-22</u></b>
Loans from group entities		-102	-357
Dividends paid		0	-3,500
Repayment of lease liability		<u>-2</u>	<u>-3</u>
<b>Finance cash flows</b>		<b><u>-104</u></b>	<b><u>-3,860</u></b>
<b>Change in cash and cash equivalents</b>		<b><u>-67</u></b>	<b><u>124</u></b>
Cash at 01.01.		<u>224</u>	<u>100</u>
<b>Cash at 31.12.</b>		<b><u><u>157</u></u></b>	<b><u><u>224</u></u></b>

## NOTES

### List of notes

Note 1	Summary of significant accounting policies	15
Note 2	Significant accounting estimates, assumptions and uncertainties	22

### Income statement

Note 3	Depreciation, amortisation and impairment of non-current assets	22
Note 4	Financial expenses	22
Note 5	Tax on the profit for the year	22

### Balance sheet

Note 6	Tangible assets	23
Note 7	Investments in subsidiaries	24
Note 8	Investments in associates	25
Note 9	Deferred tax assets	26
Note 10	Receivables from group entities	26
Note 11	Share capital	27
Note 12	Payables to group entities	27
Note 13	Finance lease liabilities	28
Note 14	Contingent liabilities, provision of security and contractual obligations	28

### Cash flow notes

Note 15	Working capital changes	28
Note 16	Shareholders	29
Note 17	Related parties	29
Note 18	Events after the balance sheet date	29
Note 19	Audit fee	30
Note 20	Approval of the annual report for publication	30



## NOTES

### **Note 1. Summary of significant accounting policies**

The 2019 annual report for Telenor Danmark Holding A/S is presented in accordance with the International Financial Reporting Standards as adopted by the EU and additional Danish disclosure requirements for annual reports for reporting class C Medium-sized, subject to the IFRS Executive Order issued in pursuance of the Danish Financial Statements Act.

The company has in 2019 implemented IFRS 16 Leases. This has not affected the annual report.

Telenor Danmark Holding A/S has not early adopted any standards or interpretations in 2019. Telenor Danmark Holding A/S expects to implement all standards and interpretations when they become operative. Where the EU effective date differs from that of the IASB, advance implementation of the amendments is planned in order that the EU effective date is observed. As at the annual report date, all operative standards and interpretations have been implemented.

The company has decided not to prepare consolidated financial statements with reference to IFRS 10.4 as the company is part of the IFRS consolidated financial statements of the company's ultimate parent, Telenor ASA, Norway.

The annual report is presented in Danish kroner (mDKK).

## NOTES

### **Note 1. Summary of significant accounting policies, continued**

#### **Recognition and measurement**

Assets are recognised in the balance sheet when a previous event renders it probable that future economic benefits will flow to the group and the value of the asset can be measured reliably. Liabilities are recognised in the balance sheet when the company, as a consequence of a prior event, has a legal or constructive liability which renders it probable that future economic benefits will flow from the bank and the value of the liability can be measured reliably. Financial assets and liabilities are recognised when the company becomes a contractual party to the financial instrument. Assets and liabilities are measured at cost on initial recognition. Subsequently, assets and liabilities are measured as described for each individual item below.

The recognition and measurement include gains, losses and risks occurring before the presentation of the annual report that confirm or rebut circumstances in existence at the balance sheet date.

Income is recognised in the income statement as and when earned. Costs incurred to achieve the year's earnings are recognised in the income statement. Value adjustments of financial assets, financial liabilities and derivative financial instruments are recognised in the income statement, with the exception of financial statement value adjustments of derivative financial instruments entered into to hedge future cash flows or to hedge net investments in foreign group entities and associates. The latter value adjustments are credited or charged directly to equity.

## NOTES

### **Translation of foreign currencies**

#### **Functional currency and presentation currency**

Line items are presented in the currency of the primary economic environment in which the company operates (functional currency). The annual report is presented in DKK which is also the parent's functional currency and presentation currency.

#### **Translation of transactions and amounts**

Transactions denominated in foreign currencies are translated to the functional currency at the exchange rate on the transaction date. Exchange rate gains and losses arising from the settlement of such transactions and from the translation of monetary assets and liabilities to the exchange rates at the balance sheet date are recognised in the income statement. Exchange differences arising out of the translation of non-monetary items, such as financial assets classified as available for sale, including investments, are recognised in other total comprehensive income.

#### **Derivative financial instruments**

Derivative financial instruments are initially recognised in the balance sheet at cost and are subsequently measured at fair value as part of other receivables and other payables, respectively.

Changes to the fair value of derivative financial instruments which meet the criteria for hedging future cash flows are recognised directly in equity until the hedged position is realised.

Changes to the fair value of derivative financial instruments which do not meet the criteria for hedging instrument accounting are credited or charged to the income statement as and when they occur.

#### **Profit/loss on investments in associates and group entities**

Dividends from investments in subsidiaries are recognised in the parent's income statement in the period in which the dividend is distributed. The carrying amount of subsidiaries is tested at triggering events, including if the dividends received exceed the profit realised by the equity investment entity in the period.

#### **Financial income and expenses**

Financial income and expenses include interest income and costs, capital gains and losses as well as impairment losses on securities, payables and transactions in foreign currencies, amortisation of financial assets and liabilities as well as supplements and allowances under the Danish Tax Prepayment Scheme, etc. Also included are realised and unrealised gains and losses on derivative financial instruments which do not meet the criteria for classification as hedging agreements.

## NOTES

### **Tax**

The company and the other Danish Telenor entities are jointly taxed. The tax is allocated in accordance with the full allocation method. The company functions as Administration Company for all Danish consolidated companies.

The tax for the year, consisting of the current tax for the year and the change in deferred tax for the year, is recognised in the income statement with the portion attributable to the profit for the year and directly in equity with the portion attributable to entries directly in equity.

Danish corporation tax with any tax surcharge and tax relief is consequently allocated among Danish companies, whether they realise profits or losses, proportionally to their taxable income.

### **Tangible assets**

Tangible assets are measured at cost less accumulated depreciation and impairment losses. Cost comprises the acquisition price, costs directly related to the acquisition until the time when the asset is ready for its intended use as well as estimated costs of restoration if these costs also meet the criteria for recognition of provisions. The cost of a single asset is divided into separate components that are depreciated individually if the individual components have different useful lives.

The cost of properties includes the cash acquisition cost of land and buildings as well as the aggregate construction and/or conversion costs. For 2018 it applies that finance lease assets are measured at the lower of the assets' fair value or the present value of the lease payments stated on the basis of the interest rate implicit in the lease less accumulated depreciation and impairment losses. Finance lease assets are classified as own non-current assets in 2018.

Straight-line depreciation is applied, based on the estimated useful lives which are determined at the time of acquisition and reassessed annually. The estimated useful lives are:

- Buildings 10-50 years, including leasehold improvements 5-10 years
- Land is not depreciated.

The basis of depreciation is determined with consideration of the asset's scrap value and is reduced by any impairment losses. The scrap value is determined at the time of acquisition and reassessed annually. Depreciation ceases if the scrap value exceeds the carrying amount of the asset.

## NOTES

### BALANCE SHEET

#### **Tangible assets, continued**

If the depreciation period or scrap value changes, the depreciation effect is recognised as a change in accounting estimates going forward.

An impairment test is performed for tangible assets where there is an indication of impairment. The impairment test is performed for each individual asset or group of assets. The assets are written down to the lower of the recoverable amount and the carrying amount.

#### **Investments in subsidiaries and associates**

Investments in subsidiaries and associates are measured at cost. If the cost exceeds the recoverable amount, it is written down to this lower amount. The carrying amount of subsidiaries and associates is tested at triggering events, including if the dividends received exceed the profit realised by the equity investment entity in the period.

#### **Impairment of assets**

Impairment losses are recognised when the carrying amount of an asset or a cash-generating unit, respectively, exceeds the recoverable amount of the asset or the cash-generating unit. Impairment losses are charged to the income statement under depreciation, amortisation and impairment losses.

Impairment of assets is reversed to the extent of any changes in the estimates and assumptions causing the impairment charge. Impairment losses are only reversed to the extent that the new carrying amount of the asset does not exceed the carrying amount of the asset if it had not been written down. Notwithstanding the above, any impairment of goodwill will not be reversed.

## NOTES

### **Receivables**

Receivables primarily include short-term advances to group entities.

Fixed-interest short-term advances to group entities are measured at amortised cost as they are held until maturity.

Receivables are measured at amortised cost, in most cases equalling nominal value, less impairment losses.

### **Corporation tax and deferred tax**

Current tax liabilities and current tax receivables are recognised in the balance sheet as calculated tax of the year's taxable income adjusted for tax of previous years' taxable incomes and tax paid on account.

Deferred tax is recognised and measured under the balance sheet liability method on all temporary differences between the carrying amount and tax-based value of assets and liabilities. However, deferred tax is not recognised for temporary differences relating to the tax base of non-amortisable goodwill and non-depreciable office properties as well as other items where temporary differences, apart from acquisitions, have arisen at the time of acquisition without influencing the profit or loss or the taxable income. In cases where the tax base can be calculated in accordance with alternative taxation rules, deferred income tax is measured on the basis of the management's planned utilisation of the asset or settlement of the obligation, respectively.

Deferred tax assets, including the tax base of a tax loss allowed for carryforward, are measured under other non-current asset investments at the expected use value of the asset, either by elimination in tax of future income or by offsetting against deferred tax liabilities within the same legal tax entity and jurisdiction.

Adjustments are made of deferred tax resulting from elimination of unrealised intra-group profits and losses.

Deferred tax is measured based on the tax rules and rates which will be applicable in the respective countries under the legislation in force at the balance sheet date, when the deferred tax is expected to be realised as current tax. Changes in deferred tax in consequence of changes in tax rates are recognised in the income statement.

## NOTES

### **Financial liabilities**

Payables to credit institutions, etc., are recognised at the time of borrowing and at the received proceeds less transaction costs paid.

In subsequent periods, the financial liabilities are measured at amortised cost by applying the effective interest rate method so that the difference between the proceeds and the nominal value is recognised in the income statement over the borrowing period. Other liabilities are measured at net realisable value.

### **CASH FLOW STATEMENT**

The cash flow statement shows the company's cash flows for the year, divided into operating, investment and financing activities, the year's change in cash and cash equivalents and the company's opening and closing cash balance.

The cash flow effect from acquisition and divestment of companies is shown separately under cash flows from investment activities. Cash flows from companies acquired are recognised in the cash flow statement from the time of acquisition, and cash flows from divested companies are recognised until the time of sale.

### **Cash flows from operating activities**

Cash flows from operating activities are calculated as income before tax, adjusted for non-cash operating items, working capital changes, interest and corporation tax paid.

### **Cash flows from investment activities**

Cash flows from investment activities comprise payments related to purchasing and selling companies and activities, purchasing and selling non-tangible, tangible and other non-current assets as well as purchasing and selling securities that are not recognised as cash and cash equivalents.

### **Cash flows from financing activities**

Cash flows from financing activities comprise changes to the amount or composition of share capital and related costs as well as raising loans, servicing interest-bearing debt, purchasing and selling treasury shares and distributing dividends to owners.

### **Cash and cash equivalents**

Comprises cash and cash equivalents as well as short-term bank loans.

## NOTES

### Note 2. Significant accounting estimates, assumptions and uncertainties

Many items in financial statements cannot be measured with precision but can only be estimated. The estimation process involves judgements based on the latest information available at time of preparing the financial statements. An estimate may have to be revised if changes occur regarding the circumstances on which the estimate was based or as a result of new information, more experience or subsequent developments.

### Valuation of investments in subsidiaries

The carrying amounts of subsidiaries is tested at triggering events, including if the dividends received exceed the profit realised by the equity investment entity in the period. See note 7 for assumptions underlying this assessment.

	2019 mDKK	2018 mDKK
<b>Note 3. Depreciation, amortisation and impairment of non-current assets</b>		
Depreciation of land and buildings	<u>1</u>	<u>3</u>
	<u>1</u>	<u>3</u>
<b>Note 4. Financial expenses</b>		
Interest expenses for group entities	1	1
Other financial expenses	<u>2</u>	<u>6</u>
	<u>3</u>	<u>7</u>
<b>Note 5. Tax on the profit for the year</b>		
Current corporation tax	-8	-2
Tax from previous years	-7	-3
Change in deferred tax	<u>-2</u>	<u>7</u>
	<u>-17</u>	<u>2</u>
The current corporation tax for the financial period is based on a tax rate of 22 %. (2018: 22 %).		
Profit/loss before tax	-2,596	3,388
Tax at a tax rate of 22%	<u>-571</u>	<u>745</u>
<b>Tax on the profit for the year</b>	<u>-17</u>	<u>2</u>
<b>Effective tax rate for the year</b>	<u>0%</u>	<u>0%</u>



## NOTES

### Note 5. Tax on the profit for the year, continued

The company is a party to compulsory national joint taxation with all Danish companies owned by the Telenor group. Calculated tax is accrued in the individual company in accordance with Danish taxation rules.

### Note 6. Tangible assets

	<b>Land and buildings mDKK</b>
<b>Cost</b>	
Balance at 01.01.2018	162
Disposals	<u>0</u>
<b>Cost at 31.12.2018</b>	<u>162</u>
<b>Depreciation and impairment losses</b>	
Depreciation and impairment losses at 01.01.2018	-60
Depreciation for the year	<u>-3</u>
<b>Depreciation and impairment losses at 31.12.2018</b>	<u>-63</u>
<b>Carrying amount at 31.12.2018</b>	<u><u>99</u></u>
<b>Cost</b>	
Balance at 01.01.2019	162
Disposals	<u>-162</u>
<b>Cost at 31.12.2019</b>	<u>0</u>
<b>Depreciation and impairment losses</b>	
Depreciation and impairment losses at 01.01.2019	-63
Depreciation for the year	-1
Depreciations for disposal	<u>64</u>
<b>Depreciation and impairment losses at 31.12.2019</b>	<u>0</u>
<b>Carrying amount at 31.12.2019</b>	<u><u>0</u></u>

The carrying amount of land and buildings includes finance lease assets of 0 mDKK (2018: 99 mDKK).

## NOTES

	2019 mDKK	2018 mDKK
<b>Note 7. Investments in subsidiaries</b>		
Acquisition price at 01.01	13,206	13,184
Additions	0	22
Impairment losses at 01.01	-1,519	-1,112
Impairment for the year	<u>-2,784</u>	<u>-407</u>
<b>Carrying amount at 31.12</b>	<u><u>8,903</u></u>	<u><u>11,687</u></u>

The subsidiaries of Telenor Danmark Holding A/S, and their respective subsidiaries, are:

	<u>Registered office</u>	<u>Ownership share</u>	<u>Share of voting rights</u>	<u>Activity</u>
Telenor A/S	Denmark	100 %	100 %	Landline, broadband and mobile telephony
•TT-Netværket P/S	Denmark	50 %	50 %	Network service
•Tn Finance A/S	Denmark	100 %	100 %	Other financial services
•Telenor Digital Holding Inc.	Denmark	100 %	100 %	Investment in digital services
MVNO Systems A/S	Denmark	100 %	100 %	Company without activities

Investments in subsidiaries are measured at cost. If the cost exceeds the recoverable amount, it is impaired to this lower amount. The recoverable amount is based on the value in use which is determined by applying the expected cash flows on the basis of management-approved business plans covering a total period of three years. Beyond this period, a constant nominal growth rate applies. Key assumptions applied in the calculation of the recoverable amount are expected growth rates, EBITDA margins, investments and discount rate. The following assumptions have been used for calculating the recoverable amount:

## NOTES

	Post-tax discount rate (WACC)		Pre-tax discount rate		Nominal growth rate terminal value	
	2019	2018	2019	2018	2019	2018
Telenor A/S	4.1 %	4.0 %	5.4 %	5.3 %	0.5 %	0.0 %
Tn Finance A/S	4.1 %	4.0 %	5.4 %	5.3 %	0.5 %	0.0 %
Telenor Digital Holding Inc.	7.3 %	8.7 %	9.7 %	10.9 %	2.0 %	3.0 %

In 2019 impairment testing resulted in impairment of Telenor A/S of 2,784 mDKK, which is a result of the operations of Telenor A/S has decreased compared to prior year.

Sensitivity analyses have been prepared for the subsidiaries in connection with the impairment testing.

	2019 mDKK	2018 mDKK
<b>Note 8. Investments in associates</b>		
Cost at 01.01	8	8
Additions	0	0
Disposals	<u>0</u>	<u>0</u>
Cost at 31.12	<u>8</u>	<u>8</u>
<b>Carrying amount at 31.12</b>	<b><u>8</u></b>	<b><u>8</u></b>

The associates of Telenor Danmark Holding A/S are:

	<u>Registered office</u>	<u>Ownership share</u>	<u>Share of voting rights</u>	<u>Activity</u>
Operators Clearing House A/S	Denmark	25%	25%	Number portability
4T af 1. oktober 2012 ApS	Denmark	25%	25%	Content services

## NOTES

	2019 mDKK	2018 mDKK
<b>Note 9. Deferred tax assets and liabilities</b>		
Deferred tax assets at 01.01	33	26
Change in deferred tax for the year	<u>-2</u>	<u>7</u>
	<u>31</u>	<u>33</u>

All deferred tax liabilities and tax assets have been recognised.

### 2018

	<u>mDKK</u>
Non-current assets	-22
Non-current liabilities	23
Current assets	1
Tax losses carry forward	<u>31</u>
	<u>33</u>

### 2019

	<u>mDKK</u>
Non-current assets	1
Non-current liabilities	0
Current assets	0
Tax losses carry forward	<u>30</u>
	<u>31</u>

### Note 10. Receivables from group entities

The receivable carries floating-rate interest with monthly rate adjustments. At 31 December 2019, the interest was 0.00 % p.a. (2018: 0.00 %).

## NOTES

	2019 mDKK	2018 mDKK
<b>Note 11. Share capital</b>		
Share capital at 01.01.	700	700
Capital increase	<u>0</u>	<u>0</u>
Share capital at 31.12.	<u>700</u>	<u>700</u>

The share capital consists of 700,000 shares of a nominal value of DKK 1,000. The shares are fully paid up. The shares are not divided into classes. No shares carry special rights.

The share capital for the past five years:

	<u>2019</u> mDKK	<u>2018</u> mDKK	<u>2017</u> mDKK	<u>2016</u> mDKK	<u>2015</u> mDKK
Share capital	700	700	700	700	600

### Note 12. Payables to group entities

The payables carry floating-rate interest with monthly rate adjustments. At 31 December 2019, the interest was 0.21 % p.a. (2018: 0.39 %).

#### *Payables to group entities maturity outline*

<b>2018</b>	<u>Total</u> mDKK	<u>&lt;1 year</u> mDKK	<u>1-3 years</u> mDKK	<u>&gt;3 years</u> mDKK
Payables to group entities	222	222	0	0
<b>2019</b>	<u>Total</u> mDKK	<u>&lt;1 year</u> mDKK	<u>1-3 years</u> mDKK	<u>&gt;3 years</u> mDKK
Payables to group entities	14	14	0	0

## NOTES

	2019 mDKK	2018 mDKK
<b>Note 13. Lease liabilities</b>		
Maturities of lease liabilities:		
Due within one year	<u>0</u>	<u>3</u>
<b>Current liabilities</b>	<u>0</u>	<u>3</u>
Due within one and five years	0	99
Due after five years	<u>0</u>	<u>0</u>
<b>Non-current liabilities</b>	<u>0</u>	<u>99</u>
Lease payments during the year	<u>2</u>	<u>9</u>

### Note 14. Contingent liabilities, provision of security and contractual obligations

The company has furnished a guarantee of a total of DKK 1,260 million to a partner in the established joint venture, TT Netværket P/S. The guarantee is related to the partnership agreement entered into and the network-rollout in the joint venture.

Together with the other group companies comprised by the joint registration with respect to VAT, the company is jointly liable for the applicable VAT obligation at any time.

The company is jointly and severally liable with the jointly taxed companies for the aggregate corporation tax.

	2019 mDKK	2018 mDKK
<b>Note 15. Working capital changes</b>		
Changes in receivables	12	8
Changes in trade payables, payables to group entities, etc.	<u>-8</u>	<u>198</u>
	<u>4</u>	<u>206</u>

## NOTES

### Note 16. Shareholders

The company is wholly owned by Telenor Mobile Holding A/S, Norway.

The company's ultimate parent, which is also the only entity preparing consolidated financial statements in which the company is a subsidiary, is Telenor ASA, Snarøyveien 30, NO-1311 Fornebu, Norway.

### Note 17. Related parties

The company's related parties with control comprise the main shareholder, Telenor Mobile Holding A/S, Norway. Related parties are also considered to include all group enterprises and associates comprised by the company's ultimate parent, Telenor ASA, Fornebu. Members of the Board of Directors and the Executive Board are also considered to be related parties.

In 2019, Telenor Danmark Holding A/S has had the following transactions and balances with related parties:

<b>Subsidiaries</b>	<b>2019 mDKK</b>	<b>2018 mDKK</b>
Income	2	4,009
Expenses	0	0
Receivables	60	16
Liabilities other than provisions	14	222

All transactions are made on an arm's length basis.

	<b>2019 mDKK</b>	<b>2018 mDKK</b>
Salary and remuneration for members of management and key personnel.	0	0

### Note 18. Events after the balance sheet date

No events have occurred after the balance sheet date which would affect the evaluation of this annual report.

The Covid-19 situation in 2020 has no significant effect on the figures reported in this annual report.

## NOTES

### **Note 19. Audit fee**

For information about the company's expenses for audit fee and other services from the company auditor, please refer to the annual report of the company's ultimate parent, Telenor ASA, Fornebu.

### **Note 20. Approval of the annual report for publication**

At a board meeting held on 31 August 2020, the Board of Directors approved this annual report for publication. The annual report will be presented for approval of the shareholders of Telenor Danmark Holding A/S at the annual general meeting on 31 August 2020.





# Verification

Transaction 09222115557434097184

## Document

### Telenor Danmark Holding Annual Report 2019

Main document

32 pages

Initiated on 2020-09-01 10:19:23 CEST (+0200) by Britt Bess Orbuch (BBO)

Finalised on 2020-09-01 14:44:59 CEST (+0200)

## Initiator

### Britt Bess Orbuch (BBO)

Telenor A/S

Company reg. no. 19433692

bbeo@telenor.dk

+4560506142

## Signing parties

### Lars Thomsen (LT)

lrst@telenor.dk

+4560506800

Signed 2020-09-01 13:01:01 CEST (+0200)

### Jukka Leinonen (JL)

jukka.leinonen@dna.fi

+358440443533



Signed 2020-09-01 14:32:33 CEST (+0200)

### Geir Dyngeland (GD)

Geir.dyngeland@telenor.com

+4798281529



Signed 2020-09-01 14:34:13 CEST (+0200)

### Håvard Naustdal (HN)

havard.naustdal@telenor.com

+4799612981



Signed 2020-09-01 14:41:14 CEST (+0200)

### Ieva Martinkenaite (IM)

leva.martinkenaite@telenor.com

+4746410838



Signed 2020-09-01 14:44:59 CEST (+0200)



# Verification

Transaction 09222115557434097184

This verification was issued by Scrive. Information in italics has been safely verified by Scrive. For more information/evidence about this document see the concealed attachments. Use a PDF-reader such as Adobe Reader that can show concealed attachments to view the attachments. Please observe that if the document is printed, the integrity of such printed copy cannot be verified as per the below and that a basic print-out lacks the contents of the concealed attachments. The digital signature (electronic seal) ensures that the integrity of this document, including the concealed attachments, can be proven mathematically and independently of Scrive. For your convenience Scrive also provides a service that enables you to automatically verify the document's integrity at: <https://scrive.com/verify>



# Verification

Transaction 09222115557434141674

## Document

### Telenor Danmark Holding Annual Report 2019

Main document

34 pages

*Initiated on 2020-09-01 21:12:02 CEST (+0200) by Britt Bess Orbuch (BBO)*

*Finalised on 2020-09-01 21:14:18 CEST (+0200)*

## Initiator

### Britt Bess Orbuch (BBO)

Telenor A/S

Company reg. no. 19433692

*bbeo@telenor.dk*

+4560506142

## Signing parties

### Lars Thomsen (LT)

*lrst@telenor.dk*

+4560506800



*Signed 2020-09-01 21:14:18 CEST (+0200)*

This verification was issued by Scrive. Information in italics has been safely verified by Scrive. For more information/evidence about this document see the concealed attachments. Use a PDF-reader such as Adobe Reader that can show concealed attachments to view the attachments. Please observe that if the document is printed, the integrity of such printed copy cannot be verified as per the below and that a basic print-out lacks the contents of the concealed attachments. The digital signature (electronic seal) ensures that the integrity of this document, including the concealed attachments, can be proven mathematically and independently of Scrive. For your convenience Scrive also provides a service that enables you to automatically verify the document's integrity at: <https://scrive.com/verify>

