

ITW Construction Products ApS

Gl Banegårdsvej 25
5500 Middelfart
CVR No. 14395016

Annual report 2023

The Annual General Meeting adopted the annual report on 31.05.2024

Christian Skouborg Christensen
Chairman of the General Meeting

Contents

Entity details	2
Statement by Management	3
Independent auditor's report	4
Management commentary	7
Income statement for 2023	13
Balance sheet at 31.12.2023	14
Statement of changes in equity for 2023	16
Notes	17
Accounting policies	22

Entity details

Entity

ITW Construction Products ApS
GI Banegårdsvej 25
5500 Middelfart

Business Registration No.: 14395016
Date of foundation: 08.08.1963
Registered office: Middelfart
Financial year: 01.01.2023 - 31.12.2023
URL: <http://www.itwbyg.dk>

Board of Directors

Christian Skouborg Christensen, Chairman
Larissa Jane Witt
Manoela Pereira Fry
Ann Fris Madsen
Anders Lillelund-Sand

Executive Board

Larissa Jane Witt, Chief Executive Officer

Auditors

Deloitte Statsautoriseret Revisionspartnerselskab
City Tower, Værkmestergade 2
8000 Aarhus C

Statement by Management

The Board of Directors and the Executive Board have today considered and approved the annual report of ITW Construction Products ApS for the financial year 01.01.2023 - 31.12.2023.

The annual report is presented in accordance with the Danish Financial Statements Act.

In our opinion, the financial statements give a true and fair view of the Entity's financial position at 31.12.2023 and of the results of its operations for the financial year 01.01.2023 - 31.12.2023.

We believe that the management commentary contains a fair review of the affairs and conditions referred to therein.


We recommend the annual report for adoption at the Annual General Meeting.


Middelfart, 31.05.2024

Executive Board

Larissa Jane Witt
Chief Executive Officer

Board of Directors



Christian Skouborg Christensen
Chairman


Manoela Pereira Fry


Larissa Jane Witt


Ann Fris Madsen

Anders Lillelund-Sand



Independent auditor's report

To the shareholder of ITW Construction Products ApS

Opinion

We have audited the financial statements of ITW Construction Products ApS for the financial year 01.01.2023 - 31.12.2023, which comprise the income statement, balance sheet, statement of changes in equity and notes, including a summary of significant accounting policies. The financial statements are prepared in accordance with the Danish Financial Statements Act.

In our opinion, the financial statements give a true and fair view of the Entity's financial position at 31.12.2023 and of the results of its operations for the financial year 01.01.2023 - 31.12.2023 in accordance with the Danish Financial Statements Act.

Basis for opinion

We conducted our audit in accordance with International Standards on Auditing (ISAs) and additional requirements applicable in Denmark. Our responsibilities under those standards and requirements are further described in the "Auditor's responsibilities for the audit of the financial statements" section of this auditor's report. We are independent of the Entity in accordance with the International Ethics Standards Board for Accountants' International Code of Ethics for Professional Accountants (IESBA Code) and the additional ethical requirements applicable in Denmark, and we have fulfilled our other ethical responsibilities in accordance with these requirements and the IESBA Code. We believe that the audit evidence we have obtained is sufficient and appropriate to provide a basis for our opinion.

Management's responsibilities for the financial statements

Management is responsible for the preparation of financial statements that give a true and fair view in accordance with the Danish Financial Statements Act, and for such internal control as Management determines is necessary to enable the preparation of financial statements that are free from material misstatement, whether due to fraud or error.

In preparing the financial statements, Management is responsible for assessing the Entity's ability to continue as a going concern, for disclosing, as applicable, matters related to going concern, and for using the going concern basis of accounting in preparing the financial statements unless Management either intends to liquidate the Entity or to cease operations, or has no realistic alternative but to do so.

Auditor's responsibilities for the audit of the financial statements

Our objectives are to obtain reasonable assurance about whether the financial statements as a whole are free from material misstatement, whether due to fraud or error, and to issue an auditor's report that includes our opinion. Reasonable assurance is a high level of assurance, but is not a guarantee that an audit conducted in accordance with ISAs and the additional requirements applicable in Denmark will always detect a material misstatement when it exists. Misstatements can arise from fraud or error and are considered material if, individually or in the aggregate, they could reasonably be expected to influence the economic decisions of users taken on the basis of these financial statements.

As part of an audit conducted in accordance with ISAs and the additional requirements applicable in Denmark, we exercise professional judgement and maintain professional scepticism throughout the audit. We also:

- Identify and assess the risks of material misstatement of the financial statements, whether due to fraud or error, design and perform audit procedures responsive to those risks, and obtain audit evidence that is sufficient and appropriate to provide a basis for our opinion. The risk of not detecting a material misstatement resulting from fraud is higher than for one resulting from error, as fraud may involve collusion, forgery, intentional omissions, misrepresentations, or the override of internal control.
- Obtain an understanding of internal control relevant to the audit in order to design audit procedures that are appropriate in the circumstances, but not for the purpose of expressing an opinion on the effectiveness of the Entity's internal control.
- Evaluate the appropriateness of accounting policies used and the reasonableness of accounting estimates and related disclosures made by Management.
- Conclude on the appropriateness of Management's use of the going concern basis of accounting in preparing the financial statements, and, based on the audit evidence obtained, whether a material uncertainty exists related to events or conditions that may cast significant doubt on the Entity's ability to continue as a going concern. If we conclude that a material uncertainty exists, we are required to draw attention in our auditor's report to the related disclosures in the financial statements or, if such disclosures are inadequate, to modify our opinion. Our conclusions are based on the audit evidence obtained up to the date of our auditor's report. However, future events or conditions may cause the Entity to cease to continue as a going concern.
- Evaluate the overall presentation, structure and content of the financial statements, including the disclosures in the notes, and whether the financial statements represent the underlying transactions and events in a manner that gives a true and fair view.

We communicate with those charged with governance regarding, among other matters, the planned scope and timing of the audit and significant audit findings, including any significant deficiencies in internal control that we identify during our audit.

Statement on the management commentary

Management is responsible for the management commentary.

Our opinion on the financial statements does not cover the management commentary, and we do not express any form of assurance conclusion thereon.

In connection with our audit of the financial statements, our responsibility is to read the management commentary and, in doing so, consider whether the management commentary is materially inconsistent with the financial statements or our knowledge obtained in the audit or otherwise appears to be materially misstated.

Moreover, it is our responsibility to consider whether the management commentary provides the information required by relevant law and regulations.

Based on the work we have performed, we conclude that the management commentary is in accordance with the financial statements and has been prepared in accordance with the requirements in the relevant law and regulations. We did not identify any material misstatement of the management commentary.

Aarhus, 31.05.2024

Deloitte

Statsautoriseret Revisionspartnerselskab
CVR No. 33963556

Henrik Vedel

State Authorised Public Accountant
Identification No (MNE) mne10052

Mikael Møller

State Authorised Public Accountant
Identification No (MNE) mne47835

Management commentary

Financial highlights

	2023	2022	2021	2020	2019
	DKK'000	DKK'000	DKK'000	DKK'000	DKK'000
Key figures					
Revenue	713,391	882,882	802,085	723,262	679,668
Gross profit/loss	158,682	169,939	175,506	168,899	147,024
Operating profit/loss	52,379	58,709	54,332	56,471	34,523
Net financials	482	(309)	(1,234)	761	(336)
Profit/loss for the year	41,156	45,470	41,229	44,604	26,601
Total assets	415,319	416,465	395,130	339,441	285,495
Investments in property, plant and equipment	31,917	24,921	8,716	9,468	6,108
Equity	339,252	298,096	252,626	241,397	211,793
Ratios					
Gross margin (%)	22.24	19.25	21.88	23.35	21.63
EBIT margin (%)	7.34	6.65	6.77	7.81	5.08
Net margin (%)	5.77	5.15	5.14	6.17	3.91
Return on equity (%)	12.91	16.51	16.69	19.68	11.52
Equity ratio (%)	81.68	71.58	63.93	71.12	74.18

Financial highlights are defined and calculated in accordance with the current version of "Recommendations & Ratios" issued by the CFA Society Denmark.

Gross margin (%):

$\frac{\text{Gross profit/loss}}{\text{Revenue}} * 100$

Revenue

EBIT margin (%):

$\frac{\text{Operating profit/loss}}{\text{Revenue}} * 100$

Revenue

Net margin (%):

$\frac{\text{Profit/loss for the year}}{\text{Revenue}} * 100$

Revenue

Return on equity (%):

$\frac{\text{Profit/loss for the year}}{\text{Average equity}} * 100$

Average equity

Equity ratio (%):

Equity * 100

Total assets

Primary activities

As in previous years, the Company has marketed an extensive product range of screws, nails, building connectors, standard bolts as well as gas tools and fasteners including accessories. The product range of which a major part is self-constructed consists of a wide standard range of fixings and fasteners.

Development in activities and finances

The Company's income statement for the financial year 2023 shows a profit of DKK 41,156k. The profit thus shows a limited decrease compared to 2022. The Company's total revenue shows a decrease of DKK 169m to DKK 713m. Management considers profit for the year satisfactory.

For further information on the Company's financial development over the past 5 years, see above financial highlights.

Profit/loss for the year in relation to expected developments

The profit for the year shows a limited increase compared to expectations and is considered satisfactory by the Company's Management.

Uncertainty relating to recognition and measurement

No uncertainty has been identified relating to recognition and measurement.

Unusual circumstances affecting recognition and measurement

It is assessed that there have not been any unusual circumstances in the financial period.

Particular risks

The Company's activities are not exposed to any special risks other than those which are considered to be common in similar enterprises in the industry.

Outlook

For the Financial year 2024, a decrease is expected in activity, but a minor increase is expected in earnings compared to 2023. The profit for 2024 may be positive effected by lower energy costs and reduced overheads, but negatively effected by the decrease in the activity. However, we hope the activity will increase during 2024.

Management's expectations for the profit in 2024 is approx. DKK 40 – 45m.

Environmental performance

The Company's production has a limited impact on the external environment in the form of effluent and smoke emissions. Continuous monitoring and steps are taken to ensure that these emissions always, both quantitatively and qualitatively, are within the limits that apply according to the Company's environmental approval.

Research and development activities

The Company conducts continuous product development to maintain and strengthen its position as one of the leading suppliers of fixings and fasteners, etc. No project expenses were incurred in 2023 which should have been recognised in the balance sheet according to the Company's accounting policies.

Statutory report on corporate social responsibility

This paragraph constitutes ITW's report on corporate social responsibility and report on the gender composition of management in 2023 in accordance with S. 99a of the Danish Financial Statements Act.

ITW's business model is comprised of three elements, 80/20 business processes, customer-focused innovation as well as a decentralized entrepreneurial culture. By applying these elements to our CSR, we can use our 80/20 to focus on areas where we have the greatest impact.

The decentralized entrepreneurial culture allows us to constantly develop the positive impact on people, the environment and the communities which we are part of.

ITW has the widest product range on the market for all types of fastening work in wood, concrete, steel and plaster. With three recognized product brands, ITW stands strong in the competition for deliveries to the Danish construction market. The three product brands come from own ITW enterprises and are marketed in most of Europe: Paslode, Spit, NKT Fasteners.

Moreover, we market products such as building connectors, bolts, dowels and anchors, DIY products, chains, chain accessories, tools, etc. All products will be sold through existing retail. ITW's products are all designed and manufactured for the purpose of creating good quality construction. Both consumer products such as nails, screws and tools used in fastening work are built to withstand all kinds of challenges and for many years. In Middelfart we employ approx. 180 employees and are a leading manufacturer of fasteners with nails and screws as main products.

Further information can be found on www.itw-csr.com from the ultimate parent company, Illinois Tool Works Inc., which contains a description of the Group's "Corporate Social Responsibility" and its status.

Safety, health and well-being

We believe that the most significant CSR risks can arise from the working conditions of our employees, at our production facilities and offices, and from the working conditions of our suppliers, including their safety, health and workplace well-being. Failure to handle this risk can harm our people, affect our reputation as a responsible employer as well as incur a number of business costs including a risk of litigation. In general, ITW Construction Products ApS takes great care of our employees, and we have a special focus on health, exercise and seniors in our daily work, and the individual employee's well-being is a high priority. ITW Construction Products ApS aims at complying with applicable laws and regulations governing employee safety and health. The main purpose is to limit sickness absence as much as possible, provide a good workplace where employees thrive and thus can deliver optimal work performance in good environment and ensure a good worklife balance. In practice, this means, among other things, that we conduct staff development interviews every year with focus on both work performance and well-being. The number of occupational accident absence has decreased from 4 as of 31.12.2022 to 2 in 31.12.2023. The strategic target is 0, so the target is still some way off. In 2023 we held a safety week for all employees with Emergence Response Plan as the main subject. A chemical risk assessment has been implemented. By the end of 2023, our assessment is that we have a healthy and safe working environment. We will continue to focus on this in 2024 and the following years.

Ethics

ITW Construction Products ApS is part of the ITW Group. As part of a global group with activities across geographies, there is a risk of the occurrence of bribery and other activities that distort competition. ITW therefore works according to fixed universal guidelines everywhere. We always strive to practice ethical conduct and appear fair and honest when doing business and always within the applicable law. This is set out in ITW's Code of Ethics, which constitutes the group policies, <https://investor.itw.com/governance/documents/default.aspx>. The ITW Group bans all forms of corruption, bribery and abuse of power in any form. ITW will not intentionally do business with suppliers who violate their country's employment laws. Each year, the ITW Group organizes a training session for all the Group's employees

on morality and ethics. Accordingly, this was also held in 2023, and on this basis both managers and employees of ITW Construction Products ApS have a solid basis for complying with the Group's ethical guidelines, which we will continue to focus on maintaining. In 2024 we will continue to ensure all our employees will complete a wide range of mandatory trainings to ensure all the ethical standards are met.

Environment and sustainability

In connection with our production, there is a risk associated with our raw material and energy consumption as well as our handling of waste and effluents. The raw materials used in the manufacturing process mainly consists of iron and will have an impact on the environment due to the energy consumption related to the manufacturing process. Mining iron requires large amounts of energy, in comparison, recycling iron requires less energy, which is why we prefer raw materials from recycled iron. Our primary raw material is steel wire and it will not create acute environmental pollution if lost in nature

ITW Construction Products ApS works for improved environmental and climate sustainability in the daily production. ITW Construction Products ApS works to manage and continuously reduce the consumption of resources, including water, energy, raw materials and consumables, in our production. We constantly want to optimize the handling of effluents, air pollution and noise in order to continuously minimize environmental impacts. Our energy consumption is measured as consumption of power and fuel, fuel is mainly natural gas. Since 2022 we have sourced 100% renewable power through Renewable Electricity Certificates. The total energy consumption decreased slightly in 2023, due to implementation of energy saving projects and decreased production volumes. Since 2022 GHG emissions has decreased by 70% mainly due to the sourcing of renewable power. The consumption of natural gas is the 80' source of our current GHG emissions. The goal is still to reduce consumption of electricity, natural gas and water compared to comparable activity levels.

To minimize the use of unnecessary plastic, our NKT fasteners and SPIT products are packed and delivered in cardboard boxes rather than plastic packaging. This is done to avoid contributing to the spread of non-degradable plastic in the environment. Moreover, we only use FSC labeled packaging cardboard. This provides assurance that the materials can be traced back to sustainable forestry. More information can be found on www.itwbyg.dk.

In 2024 we will continue to reduce our GHG emissions. All electricity we are using will be supplied by renewable energi sources, mainly wind. During 2024 we are also planning on shifting our heating from gas to central heating coming from renewable sources.

Human rights

ITW Construction Products ApS recognizes the United Nations (UN) Decree on Human Rights and follows the Group's Code of Conduct, which commits us to abide by the laws against slavery, human trafficking and child labour. The Company also follows the Group's Human Rights Policy. Respect for human rights is an integral part of our ethics, as described in the section above. We believe that the most significant human rights risks relate to the right of our employees and subcontractors to a safe workplace and to proper working conditions, as breach of these will negatively affect the individual employee and our business. In 2023, no violations have been identified in this area. In future, we will continuously assess our efforts in this area.

Further information can be found on <https://investor.itw.com/governance/documents/default.aspx> from the ultimate parent company, Illinois Tool Works Inc., which contains a description of the Group's Code of Conduct and Human Rights Policy.

Statutory report on the underrepresented gender

	2023	2022	2021	2020	2019
Supreme management body					
Total number of members	3	3	3	3	3
Underrepresented gender (%)	33.33	33.33	33.33	33.33	33.33

Top management

The Board of Directors, excluding board members elected by the employees, consists of 2 women and 1 man, and the share of women is 66%. Based on this, ITW Construction Products ApS has an equal gender distribution of female board members.

Other management positions

ITW Construction Products ApS has an equal gender distribution in other management positions as the management of the company consists of 12 men and 8 women at the end of 2023, making the share of women 40%.

When filling all vacancies, there must always be both men and women represented among the last top 3 candidates. ITW Construction Products ApS is of the opinion that an equal gender distribution will contribute positively to the working environment. A Diversity & Inclusion Committee has been established with representatives from DK as well as the other countries in the division. The Committee meets once a month to set up ongoing activities and objectives, among other things to increase the number of women in the organization and at management level. In ITW Construction Products ApS there is a working group focusing on well-being consisting of 4 employees as well as HR.

	2023	2022	2021	2020	2019
Other management levels					
Total number of members	20	20	16	19	20
Underrepresented gender (%)	40.00	40.00	38.00	26.00	20.00

The company has even gender representation at Board and other management level and is therefore exempt from target setting for underrepresented gender at both levels and policy-making at other management level."

Statutory report on data ethics policy

The Company have updated all Employee and Data Privacy policies to reflect the GDPR Regulations introduced in 2018. We have analyzed each year as a Division what personal data we are holding on employees, customers, suppliers and other ITW Divisions. We have given training to our employees on what GDPR means to their day to day work and also on what action to take if there is a personal data breach. The Company is part of a Division which has a Data Protection Officer and a GDPR Steering Committee which meets quarterly. The Company does not use Data besides the GDPR regulations which means for example no use of AI in the Company. No actual data ethics policy has therefore been drawn up.

Events after the balance sheet date

No events have occurred after the balance sheet date to this date, which would influence the evaluation of this annual report.

Income statement for 2023

	Notes	2023 DKK'000	2022 DKK '000
Revenue	2	713,391	882,882
Changes in inventories of finished goods and work in progress		0	14,046
Other operating income		4,318	6,856
Cost of sales		(469,764)	(629,197)
Other external expenses	3	(89,263)	(104,648)
Gross profit/loss		158,682	169,939
Staff costs	4	(98,603)	(103,180)
Depreciation, amortisation and impairment losses	5	(7,700)	(8,050)
Operating profit/loss		52,379	58,709
Other financial income	6	890	450
Other financial expenses	7	(408)	(759)
Profit/loss before tax		52,861	58,400
Tax on profit/loss for the year	8	(11,705)	(12,930)
Profit/loss for the year	9	41,156	45,470

Balance sheet at 31.12.2023

Assets

	Notes	2023 DKK'000	2022 DKK'000
Land and buildings		17,954	19,170
Plant and machinery		15,471	18,990
Other fixtures and fittings, tools and equipment		875	1,085
Property, plant and equipment in progress		45,868	18,460
Property, plant and equipment	10	80,168	57,705
Deposits		8	8
Financial assets	11	8	8
Fixed assets		80,176	57,713
Raw materials and consumables		19,626	43,496
Work in progress		16,131	30,138
Manufactured goods and goods for resale		74,749	99,449
Inventories		110,506	173,083
Trade receivables		123,890	122,655
Receivables from group enterprises	12	88,915	49,660
Deferred tax	13	1,042	1,001
Other receivables		2,543	3,694
Tax receivable		1,022	1,408
Prepayments	14	7,225	7,251
Receivables		224,637	185,669
Current assets		335,143	358,752
Assets		415,319	416,465

Equity and liabilities

	Notes	2023 DKK'000	2022 DKK'000
Contributed capital	15	80,000	80,000
Retained earnings		259,252	218,096
Equity		339,252	298,096
Trade payables		27,923	42,906
Payables to group enterprises		6,732	35,879
Other payables		41,412	39,584
Current liabilities other than provisions		76,067	118,369
Liabilities other than provisions		76,067	118,369
Equity and liabilities		415,319	416,465
Events after the balance sheet date	1		
Contingent liabilities	16		
Assets charged and collateral	17		
Related parties with controlling interest	18		
Non-arm's length related party transactions	19		
Group relations	20		

Statement of changes in equity for 2023

	Contributed capital DKK'000	Retained earnings DKK'000	Total DKK'000
Equity beginning of year	80,000	218,096	298,096
Profit/loss for the year	0	41,156	41,156
Equity end of year	80,000	259,252	339,252

Notes

1 Events after the balance sheet date

No events have occurred after the balance sheet date to this date, which would influence the evaluation of this annual report.

2 Revenue

	2023 DKK'000	2022 DKK'000
Denmark	284,903	356,045
Europe	428,488	332,887
Other Countries	0	193,950
Total revenue by geographical market	713,391	882,882
Fastener, Industry- and trade customers	713,391	882,882
Total revenue by activity	713,391	882,882

3 Fees to the auditor appointed by the Annual General Meeting

	2023 DKK'000	2022 DKK'000
Statutory audit services	572	550
Other services	45	25
	617	575

4 Staff costs

	2023	2022
	DKK'000	DKK'000
Wages and salaries	88,262	94,200
Pension costs	7,580	7,468
Other social security costs	2,761	1,512
	98,603	103,180
Number of employees at balance sheet date	173	195
Average number of full-time employees	173	195

	Remuneration of Management 2023 DKK'000	Remuneration of Management 2022 DKK'000
Total amount for management categories	44	40
	44	40

5 Depreciation, amortisation and impairment losses

	2023	2022
	DKK'000	DKK'000
Depreciation of property, plant and equipment	7,700	8,050
	7,700	8,050

6 Other financial income

	2023	2022
	DKK'000	DKK'000
Financial income from group enterprises	771	0
Other financial income	119	450
	890	450

7 Other financial expenses

	2023	2022
	DKK'000	DKK'000
Financial expenses from group enterprises	0	640
Other financial expenses	408	119
	408	759

8 Tax on profit/loss for the year

	2023	2022
	DKK'000	DKK'000
Current tax	11,746	12,740
Change in deferred tax	(41)	190
	11,705	12,930

9 Proposed distribution of profit and loss

	2023	2022
	DKK'000	DKK'000
Retained earnings	41,156	45,470
	41,156	45,470

10 Property, plant and equipment

	Land and buildings DKK'000	Plant and machinery DKK'000	Other fixtures and fittings, tools and equipment DKK'000	Property, plant and equipment in progress DKK'000
Cost beginning of year	141,943	233,684	28,482	18,460
Transfers	328	1,321	(388)	(2,549)
Additions	1,018	331	611	29,957
Disposals	0	(1,267)	0	0
Cost end of year	143,289	234,069	28,705	45,868
Depreciation and impairment losses beginning of year	(122,773)	(214,694)	(27,397)	0
Depreciation for the year	(2,562)	(4,705)	(433)	0
Reversal regarding disposals	0	801	0	0
Depreciation and impairment losses end of year	(125,335)	(218,598)	(27,830)	0
Carrying amount end of year	17,954	15,471	875	45,868

11 Financial assets

	Deposits DKK'000
Cost beginning of year	8
Cost end of year	8
Carrying amount end of year	8

12 Receivables from group enterprises

The company participates together with other Danish Group enterprises in a cash pool arrangement in which another company is liable as a sole contracting party towards the bank.

Receivables and payables in relation to the cash pool arrangement are recognised as intercompany receivables and payables, respectively. At 31 December 2023, the item receivables from group enterprises includes an amount of 25,206k.

13 Deferred tax

	2023	2022
	DKK'000	DKK'000
Property, plant and equipment	1,051	1,392
Inventories	(260)	(527)
Receivables	251	136
Deferred tax	1,042	1,001

	2023	2022
	DKK'000	DKK'000
Changes during the year		
Beginning of year	1,001	1,191
Recognised in the income statement	41	(190)
End of year	1,042	1,001

Deferred tax assets

The deferred tax asset related to temporary differences between carrying amount and tax-based value of fixed assets, receivables and inventories.

14 Prepayments

Prepayments consist of prepaid rent, insurance, and other cost.

15 Share capital

	Number	Nominal value DKK'000
Shares, 1 pcs. of DKK	1,500	1,500
Shares, 1 pcs. of DKK	73,500	73,500
Shares, 1 pcs. of DKK	5,000	5,000
	80,000	80,000

16 Contingent liabilities

	2023	2022
	DKK'000	DKK'000
Other contingent liabilities	1,995	3,165
Contingent liabilities	1,995	3,165

The Entity participates in a Danish joint taxation arrangement where ITW Denmark ApS serves as the administration company. According to the joint taxation provisions of the Danish Corporation Tax Act, the Entity is therefore liable for income taxes etc for the jointly taxed entities.

17 Assets charged and collateral

No assets have been pledged for security.

18 Related parties with controlling interest

The following related parties have a controlling interest in ITW Construction Products ApS

ITW Denmark ApS, Silkeborg, Denmark, Principal shareholder.

Illinois Tool Works Inc., Chicago, USA, Ultimate Parent.

19 Non-arm's length related party transactions

Only related party transactions not conducted on an arm's length basis are disclosed in the annual report. No such transactions have been conducted in the financial year.

20 Group relations

Name and registered office of the Parent preparing consolidated financial statements for the smallest group:

Illinois Tool Works Inc.
155 Harlem Avenue
Glenview, Illinois 60025
USA

Accounting policies

Reporting class

This annual report has been presented in accordance with the provisions of the Danish Financial Statements Act governing reporting class C enterprises (large).

The accounting policies applied to these financial statements are consistent with those applied last year.

Recognition and measurement

Assets are recognised in the balance sheet when it is probable as a result of a prior event that future economic benefits will flow to the Entity, and the value of the asset can be measured reliably.

Liabilities are recognised in the balance sheet when the Entity has a legal or constructive obligation as a result of a prior event, and it is probable that future economic benefits will flow out of the Entity, and the value of the liability can be measured reliably.

On initial recognition, assets and liabilities are measured at cost. Measurement subsequent to initial recognition is effected as described below for each financial statement item.

Anticipated risks and losses that arise before the time of presentation of the annual report and that confirm or invalidate affairs and conditions existing at the balance sheet date are considered at recognition and measurement.

Income is recognised in the income statement when earned, whereas costs are recognised by the amounts attributable to this financial year.

Foreign currency translation

On initial recognition, foreign currency transactions are translated applying the exchange rate at the transaction date. Receivables, payables and other monetary items denominated in foreign currencies that have not been settled at the balance sheet date are translated using the exchange rate at the balance sheet date. Exchange differences that arise between the rate at the transaction date and the rate in effect at the payment date, or the rate at the balance sheet date, are recognised in the income statement as financial income or financial expenses. Property, plant and equipment, intangible assets, inventories and other non-monetary assets that have been purchased in foreign currencies are translated using historical rates.

Income statement

Revenue

Revenue from the sale of manufactured goods and goods for resale is recognised in the income statement when delivery is made and risk has passed to the buyer. Revenue is recognised net of VAT, duties and sales discounts and is measured at fair value of the consideration fixed.

Changes in inventories of finished goods and work in progress

Changes in inventories of finished goods and work in progress comprise decreases or increases for the financial year in inventories of finished goods and work in progress. This item includes ordinary writedowns of such inventories.

Other operating income

Other operating income comprises income of a secondary nature as viewed in relation to the Entity's primary activities.

Cost of sales

Cost of sales comprises goods consumed in the financial year measured at cost, adjusted for normal inventory writedowns.

Other external expenses

Other external expenses include expenses relating to the Entity's ordinary activities, including expenses for premises, stationery and office supplies, marketing costs, etc. This item also includes writedowns of receivables recognised in current assets.

Staff costs

Staff costs comprise salaries and wages, and social security contributions, pension contributions, etc for entity staff.

Depreciation, amortisation and impairment losses

Depreciation, amortisation and impairment losses relating to property, plant and equipment comprise depreciation, amortisation and impairment losses for the financial year, and gains and losses from the sale of property, plant and equipment.

Other financial income

Other financial income comprises , interest income, including interest income on receivables from group enterprises, net capital or exchange gains on securities, payables and transactions in foreign currencies, amortisation of financial assets, and tax relief under the Danish Tax Prepayment Scheme etc.

Other financial expenses

Other financial expenses comprise interest expenses, payables and transactions in foreign currencies, amortisation of financial liabilities, and tax surcharge under the Danish Tax Prepayment Scheme etc.

Tax on profit/loss for the year

Tax for the year, which consists of current tax for the year and changes in deferred tax, is recognised in the income statement by the portion attributable to the profit for the year and recognised directly in equity by the portion attributable to entries directly in equity.

Balance sheet**Property, plant and equipment**

Land and buildings, plant and machinery, and other fixtures and fittings, tools and equipment are measured at cost less accumulated depreciation and impairment losses. Land is not depreciated.

Cost comprises the acquisition price, costs directly attributable to the acquisition and preparation costs of the asset until the time when it is ready to be put into operation. For self-constructed assets, cost comprises direct and indirect costs of materials, components, subsuppliers and labour costs.

The basis of depreciation is cost less estimated residual value after the end of useful life. Straight-line depreciation is made on the basis of the following estimated useful lives of the assets:

	Useful life
Buildings	10-40 years
Plant and machinery	3-15 years
Other fixtures and fittings, tools and equipment	3-8 years

Estimated useful lives and residual values are reassessed annually.

Items of property, plant and equipment are written down to the lower of recoverable amount and carrying amount.

Inventories

Inventories are measured at the lower of cost using the FIFO method and net realisable value.

Cost consists of purchase price plus delivery costs. Cost of manufactured goods and work in progress consists of costs of raw materials, consumables, direct labour costs and indirect production costs.

Indirect production costs comprise indirect materials and labour costs, costs of maintenance of, depreciation of and impairment losses relating to machinery, factory buildings and equipment used in the manufacturing process, and costs of factory administration and management. Finance costs are not included in cost.

The net realisable value of inventories is calculated as the estimated selling price less completion costs and costs incurred to execute sale.

Receivables

Receivables are measured at amortised cost, usually equalling nominal value less writedowns for bad and doubtful debts.

Deferred tax

Deferred tax is recognised on all temporary differences between the carrying amount and the tax-based value of assets and liabilities, for which the tax-based value is calculated based on the planned use of each asset. Deferred tax assets, including the tax base of tax loss carryforwards, are recognised in the balance sheet at their estimated realisable value, either as a set-off against deferred tax liabilities or as net tax assets.

Tax payable or receivable

Current tax payable or receivable is recognised in the balance sheet, stated as tax computed on this year's taxable income, adjusted for prepaid tax.

Prepayments

Prepayments comprise incurred costs relating to subsequent financial years. Prepayments are measured at cost.

Other financial liabilities

Other financial liabilities are measured at amortised cost, which usually corresponds to nominal value.

Cash flow statement

In pursuance of section 86 of the Danish Financial Statements Act, the preparation of cash flow statement is excluded as it contained in the cash flow statement for the ultimate parent company Illinois Tool Works Inc., Illinois, USA.