

**FRITZ HANSEN A/S**

ALLERØDVEJ 8, 3450 ALLERØD

CENTRAL BUSINESS REGISTRATION NO. 1412 0211

**ANNUAL REPORT**

FOR 1 JANUARY - 31 DECEMBER 2018

*Dirigent 1. april 2019*

*Ann Sørensen*

## CONTENTS

	<u>Page</u>
Company Details	1
Statement by Management on the Annual Report	2
Independent Auditor's Report	3
Management's Review	6
Accounting Policies	10
Income Statement	15
Balance Sheet	16
Statement of Changes in Equity	18
Cash Flow Statement	19
Notes	20

## **COMPANY DETAILS**

### **Company**

Fritz Hansen A/S  
Allerødvej 8, 3450 Allerød  
Municipality of reg. office: Allerød  
Founded: 30/3/1955  
Central Business Registration no. 14 12 02 11  
Telephone +45 48 17 23 00  
Internet: [www.fritzhansen.com](http://www.fritzhansen.com)

### **Shareholder**

Skandinavisk Holding A/S  
Sankt Annæ Plads 13, st. th., DK-1250 Copenhagen K

### **Board of Directors**

Henrik Brandt, Chairman  
Anders Obel, Deputy Chairman  
Christian Madsbjerg  
Claus Gregersen  
Anne Katrine Friis-Holm Ottosen \*  
Henning Petersen \*

\*) Employee board member

### **Executive Board**

Jacob Holm, Chief Executive Officer  
Lars Torp Madsen, Chief Financial Officer  
Lars Hardboe Galsgaard, Executive Vice President, Sales & Brand

### **Company Auditors**

PricewaterhouseCoopers Statsautoriseret Revisionspartnerselskab

### **Subsidiaries**

Fritz Hansen Inc., USA  
Fritz Hansen Production Sp. z.o.o, Poland  
Fritz Hansen Via Tessa S.r.l., Italy

### **Branches**

Fritz Hansen, Japan

## STATEMENT BY MANAGEMENT ON THE ANNUAL REPORT

The Board of Directors and the Executive Board have today considered and adopted the Annual Report of Fritz Hansen A/S for the financial year 1 January - 31 December 2018.

The Annual Report has been prepared in accordance with the Danish Financial Statements Act.

In our opinion, the Consolidated Financial Statements and the Parent Company Financial Statements give a true and fair view of the financial position at 31 December 2018 of the Group and the Parent Company and of the results of the Group and Parent Company operations and consolidated cash flows for the financial year 1 January - 31 December 2018.

In our opinion, Management's Review includes a true and fair account of the development in the operations and financial circumstances of the Group and the Parent Company, of the results for the year and of the financial position of the Group and the Parent Company as well as a description of the most significant risks and elements of uncertainty facing the Group and the Parent Company.


We recommend that the Annual Report be adopted at the Annual General Meeting.

Allerød, 1 April 2019.

### Executive Board

  
Jacob Holm  
(Chief Executive Officer)


  
Lars Torp Madsen  
(Chief Financial Officer)


  
Lars Hardboe Galsgaard  
(Executive Vice President,  
Sales & Brand)

### Board of Directors

  
Henrik Brandt  
Chairman

  
Anders Obel  
Deputy Chairman

  
Christian Madsbjerg

  
Claus Gregersen

  
Anne Katrine Friis-Holm Ottosen

  
Henning Petersen



# INDEPENDENT AUDITOR'S REPORT

## To the Shareholder of Fritz Hansen A/S

### Opinion

In our opinion, the Consolidated Financial Statements and the Parent Company Financial Statements give a true and fair view of the financial position of the Group and the Parent Company at 31 December 2018, and of the results of the Group's and the Parent Company's operations as well as the consolidated cash flows for the financial year 1 January - 31 December 2018 in accordance with the Danish Financial Statements Act.

We have audited the Consolidated Financial Statements and the Parent Company Financial Statements of Fritz Hansen A/S for the financial year 1 January - 31 December 2018, which comprise income statement, balance sheet, statement of changes in equity and notes, including a summary of significant accounting policies, for both the Group and the Parent Company, as well as consolidated statement of cash flows ("financial statements").

### Basis for Opinion

We conducted our audit in accordance with International Standards on Auditing (ISAs) and the additional requirements applicable in Denmark. Our responsibilities under those standards and requirements are further described in the *Auditor's Responsibilities for the Audit of the Financial Statements* section of our report. We are independent of the Group in accordance with the International Ethics Standards Board for Accountants' Code of Ethics for Professional Accountants (IESBA Code) and the additional requirements applicable in Denmark, and we have fulfilled our other ethical responsibilities in accordance with these requirements. We believe that the audit evidence we have obtained is sufficient and appropriate to provide a basis for our opinion.

### Statement on Management's Review

Management is responsible for Management's Review.

Our opinion on the financial statements does not cover Management's Review, and we do not express any form of assurance conclusion thereon.

In connection with our audit of the financial statements, our responsibility is to read Management's Review and, in doing so, consider whether Management's Review is materially inconsistent with the financial statements or our knowledge obtained during the audit, or otherwise appears to be materially misstated.

Moreover, it is our responsibility to consider whether Management's Review provides the information required under the Danish Financial Statements Act.

Based on the work we have performed, in our view, Management's Review is in accordance with the Consolidated Financial Statements and the Parent Company Financial Statements and has been prepared in accordance with the requirements of the Danish Financial Statement Act. We did not identify any material misstatement in Management's Review.

### **Management's Responsibilities for the Financial Statements**

Management is responsible for the preparation of Consolidated Financial Statements and Parent Company Financial Statements that give a true and fair view in accordance with the Danish Financial Statements Act, and for such internal control as Management determines is necessary to enable the preparation of financial statements that are free from material misstatement, whether due to fraud or error.

In preparing the financial statements, Management is responsible for assessing the Group's and the Parent Company's ability to continue as a going concern, disclosing, as applicable, matters related to going concern and using the going concern basis of accounting in preparing the financial statements unless Management either intends to liquidate the Group or the Parent Company or to cease operations, or has no realistic alternative but to do so.

### **Auditor's Responsibilities for the Audit of the Financial Statements**

Our objectives are to obtain reasonable assurance about whether the financial statements as a whole are free from material misstatement, whether due to fraud or error, and to issue an auditor's report that includes our opinion. Reasonable assurance is a high level of assurance, but is not a guarantee that an audit conducted in accordance with ISAs and the additional requirements applicable in Denmark will always detect a material misstatement when it exists. Misstatements can arise from fraud or error and are considered material if, individually or in the aggregate, they could reasonably be expected to influence the economic decisions of users taken on the basis of these financial statements.

As part of an audit conducted in accordance with ISAs and the additional requirements applicable in Denmark, we exercise professional judgment and maintain professional skepticism throughout the audit. We also:

- Identify and assess the risks of material misstatement of the financial statements, whether due to fraud or error, design and perform audit procedures responsive to those risks, and obtain audit evidence that is sufficient and appropriate to provide a basis for our opinion. The risk of not detecting a material misstatement resulting from fraud is higher than for one resulting from error as fraud may involve collusion, forgery, intentional omissions, misrepresentations, or the override of internal control.
- Obtain an understanding of internal control relevant to the audit in order to design audit procedures that are appropriate in the circumstances, but not for the purpose of expressing an opinion on the effectiveness of the Group's and the Parent Company's internal control.

- Obtain an understanding of internal control relevant to the audit in order to design audit procedures that are appropriate in the circumstances, but not for the purpose of expressing an opinion on the effectiveness of the Group's and the Parent Company's internal control.
- Evaluate the appropriateness of accounting policies used and the reasonableness of accounting estimates and related disclosures made by Management.
- Conclude on the appropriateness of Management's use of the going concern basis of accounting in preparing the financial statements and, based on the audit evidence obtained, whether a material uncertainty exists related to events or conditions that may cast significant doubt on the Group's and the Parent Company's ability to continue as a going concern. If we conclude that a material uncertainty exists, we are required to draw attention in our auditor's report to the related disclosures in the financial statements or, if such disclosures are inadequate, to modify our opinion. Our conclusions are based on the audit evidence obtained up to the date of our auditor's report. However, future events or conditions may cause the Group and the Parent Company to cease to continue as a going concern.
- Evaluate the overall presentation, structure and contents of the financial statements, including the disclosures, and whether the financial statements represent the underlying transactions and events in a manner that gives a true and fair view.
- Obtain sufficient appropriate audit evidence regarding the financial information of the entities or business activities within the Group to express an opinion on the Consolidated Financial Statements. We are responsible for the direction, supervision and performance of the group audit. We remain solely responsible for our audit opinion.

We communicate with those charged with governance regarding, among other matters, the planned scope and timing of the audit and significant audit findings, including any significant deficiencies in internal control that we identify during our audit.

Copenhagen, 1 April 2019

**PricewaterhouseCoopers**

Statsautoriseret Revisionspartnerselskab

Cvr.no. 33 77 12 31



Torben Jensen  
State Authorised Public Accountant  
mne18651



Allan Wøhik Høgh  
State Authorised Public Accountant  
mne34528



## MANAGEMENT'S REVIEW

### Group financial highlights

	2014	2015	2016	2017	2018
	DKK'000	DKK'000	DKK'000	DKK'000	DKK'000
	_____	_____	_____	_____	_____
<b>Income Statement:</b>					
Revenue	479,828	559,957	601,982	631,974	619,271
EBITDA	70,100	129,391	153,164	149,013	130,181
EBIT	60,008	105,990	130,064	126,128	107,603
Net Financials	-4,538	2,148	-4,894	-978	4,662
Profit for the year	42,002	79,452	96,130	94,224	77,718
<b>Balance Sheet:</b>					
Inventories	31,683	42,244	54,283	70,437	77,606
Trade Receivables	46,356	53,147	45,940	60,526	59,708
Equity	220,454	270,691	309,760	312,220	322,282
Balance Sheet Total	381,242	431,433	497,318	511,324	528,576
Investments	30,393	94,490	20,635	7,237	6,820
Average Operating Assets	266,401	237,164	278,092	287,312	265,296
<b>Ratios in %</b>					
Profit Margin	12.5	18.9	21.6	20.0	17.4
Return on Capital Employed	22.5	44.7	46.8	43.9	39.5
Return on Equity	18.4	32.4	33.1	30.3	24.5
Equity Ratio (%)	57.8	62.7	62.3	61.0	61.0
<b>Employees:</b>					
Average number of full-time employees	187	185	202	237	246

### Primary Activity

The Company manufactures timeless high-quality designer furniture and lighting that has been developed in co-operation with reputable Danish and international architects and designers.

### Development in activities and financial position

#### *Financial development*

Profit before tax is DKK 103 million and did not meet the expectations for the financial year.

The year's cash flows from operating activities are DKK 128 million.

## MANAGEMENT'S REVIEW (CONTINUED)

### *Investments*

The Group have made investment in an expansion of the production facility, besides the normal and ongoing replacement of plant equipment.

### *Capital resources*

The Group is self-supporting. It is recommended to the Annual General Meeting that dividend of DKK 55 million be distributed.

### *New products, research and development activities*

The Group's development costs in the period totalled DKK 8 million (DKK 8 million).

### *Significant events after the balance sheet date*

No events have occurred after the balance sheet date to this date which would significantly influence the assessment of this Annual Report.

## **Outlook & Expectations**

Growth in revenue and improved financial performance are expected for the coming year.

### **§99 b statement**

In 2017 a policy was adopted to increase the diversity in the company, including the share of the underrepresented gender, in the Company's general management on all levels.

Currently the board and management is represented by men. The aspiration is to have 1 woman in the board of directors by 2020.

When changes in board of directors or management should occur, specific attention will be given to female candidates. In 2018 male candidates were appointed, as the general assembly found these best qualified.

The remaining management is currently represented by 20 % women and 80 % men. The ambition is, to increase the amount of female managers and has been focused by the following initiatives:

- All job postings were made attractive towards both male and female candidates.
- Headhunters were requested to present both male and female candidates.
- Female talent were given specific attention when promoting internally.

No calculation was made for remaining management in 2017, so it is not possible to make a comparison.

## MANAGEMENT'S REVIEW (CONTINUED)

### **Specific risks**

#### ***General risks***

The Group's primary operating risks relate to the general economic developments as its sale of furniture depends on the financial development of our customers, who are primarily located in Western Europe, Japan and the USA.

#### ***Financial risks***

As a consequence of its operations, investments and financing, the Group is exposed to changes in the level of interest and exchange rates. The Group pursues a policy under which currency exposure, interest rate exposure and credit risks only arise from commercial affairs and conditions. The Group's application of derivative financial instruments is governed by a written policy adopted by the Board of Directors and by internal business procedures which determine the maximum amounts allowed and what types of derivative financial instruments may be applied.

#### ***Currency exposure***

The Group's activities are affected by exchange rate fluctuations since revenue is primarily invoiced in foreign currencies whereas costs, including wages and salaries, are primarily incurred in DKK.

The Group's currency exposure is primarily hedged by matching payments received and made in the same currency and by taking up loans in the relevant currencies. It is the Group's exchange rate policy to hedge 80% of estimated currency risks at the beginning of every calendar year.

#### ***Interest rate exposure***

The Group's positive net interest-bearing debt, which has been calculated as holdings of negotiable securities and cash funds less mortgage debt and bank debt, has increased from an asset of DKK 29 million to an asset of DKK 90 million in the year. The gross interest bearing debt is raised in GBP, SEK, USD and YEN.

Based on the net asset at the end of the financial year, an increase of one percentage point in the general interest level would cause the Group's annual interest income before tax to increase by max. DKK 0.9 million. The Group does not hedge the interest rate exposure as it is considered insignificant and, accordingly, not profitable.

## MANAGEMENT'S REVIEW (CONTINUED)

### *Credit risks*

Credit risks related to financial assets correspond to the values recognised in the balance sheet. The Group is not exposed to major risk from a single customer or business partner. As a consequence of the Group's credit risk policy, all major customers and other business partners are rated on a current basis.

### *Intellectual capital resources*

It is material for Fritz Hansen A/S' continued growth to attract and retain competent and highly skilled employees holding expertise within furniture design and quality.

### *Environmental performance*

Fritz Hansen A/S is conscious of the environment and makes an ongoing effort to reduce the environmental impact of its operating activities.

### *CSR mission & ambition*

**"To show the world how sustainability, quality and exclusive design are all part of the same solution".**

We believe that sustainability, quality and design are all equally important. We will strive to make our activities as environmentally and socially sustainable as possible, while maintaining quality and design at the highest level. That's what we call "Sustainable Quality".

### **Our four Focus Areas:**

#### *Long-lasting products:*

We want our products to last and be used for the longest time and offer up to 20 years of guarantee.

#### *Reducing toxic chemicals:*

We want to reduce gas emission and exposure to toxic chemicals.

#### *Responsible sourcing:*

We will prioritise materials that provide a reduced environmental impact from responsible suppliers who care about their employees and surroundings as much as we do.

#### *Reducing CO<sub>2</sub> emissions:*

We will focus on the areas where we can achieve the right balance between our efforts and the impact on the environment.

*Read more about CSR and the statutory statement of Corporate Social Responsibility:*

<https://fritzhansen.com/da-dk/about-us/sustainability/csr-reports>

*(§99a statement under the Danish Financial Statements Act.)*



## **ACCOUNTING POLICIES**

The Annual Report of Fritz Hansen A/S has been prepared in accordance with the provisions of the Danish Financial Statements Act governing reporting class C enterprises (large).

The Annual Report of Fritz Hansen A/S and its subsidiaries are included in the consolidated financial statements of Chr. Augustinus Fabrikker Aktieselskab and the Augustinus Fonden, Copenhagen.

The accounting policies applied for this Annual Report are consistent with those applied last year.

### **Generally about Recognition and Measurement**

Income is recognised in the income statement when earned. Costs incurred to earn revenues for the year, including amortisation, depreciation, impairment and provisions as well as reversals resulting from changed accounting estimates of amounts previously recognised in the income statement, are also recognised.

Assets are recognised in the balance sheet when it is probable as a result of a prior event that future economic benefits will flow to the Group, and the value of the asset can be measured reliably.

Liabilities are recognised in the balance sheet when the Group has a legal or constructive obligation as a result of a prior event, and it is probable that future economic benefits will flow out of the Group, and the value of the liabilities can be measured reliably.

On initial recognition, assets and liabilities are measured at cost. Subsequently, assets and liabilities are measured as described for each item below.

Gains, losses and risks that arise before the time of presentation of the Annual Report and that confirm or invalidate affairs and conditions existing at the balance sheet date are considered at recognition and measurement.

### **Consolidated Financial Statements**

The Consolidated Financial Statements comprise Fritz Hansen A/S (Parent Company), and subsidiaries, cf. overview on page 1.

Control is achieved by the Parent Company, either directly or indirectly, holding more than 50% of the voting rights or in any other way possibly or actually exercising controlling influence.



## ACCOUNTING POLICIES (CONTINUED)

### Consolidation Policies

The Consolidated Financial Statements are prepared on the basis of the Financial Statements of Fritz Hansen A/S and its subsidiaries. The Consolidated Financial Statements are prepared by combining uniform items.

On consolidation, intra-group income and expenses, intra-group accounts and dividends as well as profits on transactions between the consolidated enterprises are eliminated. The financial statements used for consolidation have been prepared applying the Group's accounting policies.

### *Foreign currency translation*

On initial recognition, foreign currency transactions are translated applying the exchange rate at the transaction date. Exchange differences that arise between the rate at the transaction date and that in effect at the payment date as well as exchange adjustments of accounts denominated in foreign currencies using the balance sheet date exchange rate are recognised as financial income or expenses.

The foreign subsidiaries' income statements are translated into Danish kroner at average exchange rates. Balance sheet items are translated using the exchange rates at the balance sheet date.

Exchange differences arising on the translation of the subsidiaries' equity at the beginning of the year at the balance sheet date exchange rates and on the exchange adjustment of the income statement from average rates to the exchange rates at the balance sheet date are recognised directly in equity.

### *Derivative financial instruments*

Forward exchange contracts, which primarily consist of raising loans in foreign currencies, entered into to hedge future revenues and expenses are measured at fair value at the balance sheet date, and value adjustments are recognised directly in equity. Income and expenses regarding such hedging transactions are transferred from equity upon realisation and recognised under the same financial statements item as the hedged amount.

### *Revenue*

Revenue from invoiced sales is recognised in the income statement if delivery to the buyer has taken place before the end of the financial year and if revenue can be stated reliably and expected received. Revenue is recognised net of VAT and duties.

### *Income taxes and deferred tax*

The Parent Company is jointly taxed with Chr. Augustinus Fabrikkers Aktieselskab and a number of other group enterprises.

Calculated tax on the profit for the year, which comprises current tax and change in deferred tax, is recognised in the income statement calculated under the liability method.

Deferred tax is provided for on the difference between carrying amount and tax base.

## ACCOUNTING POLICIES (CONTINUED)

### *Intangible assets*

Intangible assets are measured at cost net of accumulated amortisation and impairment losses. Intangible assets are amortised on a straight-line basis over the assets' estimated useful life, which is five years for rights. The period of amortisation for rights is determined based on Management's experience in the Company's business areas, and Management considers it to reflect the best estimate of the useful life of rights.

### *Property, plant and equipment*

Property, plant and equipment are measured at cost less accumulated depreciation and recoverable amounts. Land is not depreciated.

Cost comprises the acquisition price and costs directly attributable to the acquisition until the time when the asset is ready to be put into operation.

The basis of depreciation is cost with addition of any revaluation and less estimated residual value after the end of useful life. Straight-line depreciation is made on the basis of the following estimated useful lives of the assets, however, no more than the following:

Goodwill	10 years
Rights	5 years
Land and buildings:	
Buildings	33 years
Installations	10 years
Plant and machinery:	
Manufacturing machinery	10 years
Tools	5 years
Other fixtures and fittings, tools and equipment:	
Factory and warehouse equipment	10 years
Office furniture and machinery	5 years
IT equipment and software	3-5 years
Leasehold improvements	5-7 years

Gains and losses on current replacement of property, plant and equipment are recognised in the income statement.

Intangible assets and property, plant and equipment are depreciated to the lower of recoverable amount and carrying amount. Recoverable amount is calculated as the higher of net selling price and capital value.

## ACCOUNTING POLICIES (CONTINUED)

### *Fixed Asset Investments*

Investments in the subsidiaries are measured in the Parent Company under the equity method, i.e. the proportionate share of the companies' equity less unrealised intra-group profits.

The proportionate share of the companies' profit/loss after elimination of intra-group profits is recognised in the income statement.

### *Inventories*

Raw materials, consumables and goods for resale are measured at the lower of cost calculated under the FIFO method and net realisable value.

Finished goods and work in progress are measured at the cost of direct materials and labour with addition of indirect production costs. Indirect production costs comprise the cost of indirect materials and labour as well as maintenance and depreciation of machinery, factory buildings and equipment used in the manufacturing process as well as costs of factory administration and management.

The net realisable value of inventories is calculated as the expected sales sum less completion costs and expenses necessary to execute the sale and is determined allowing for marketability and obsolescence.

### *Receivables*

Receivables are measured at their estimated realisable value based on an individual assessment. Write-down is made for bad and doubtful debts.

### *Equity - Dividends*

Proposed dividends are recognised as a liability at the time of adoption at the Annual General Meeting. Dividends expected to be distributed for the year are disclosed as a separate equity item.

### *Financial liabilities other than provisions*

Fixed-interest loans, such as mortgage loans and loans at credit institutions, intended to be held to maturity are recognised at the time of contracting the debt at the proceeds received net of transaction expenses. Subsequently, the loans are measured at amortised cost equal to the capitalised value using the effective interest method; the difference between the proceeds and the nominal value (capital loss) is recognised in the income statement over the loan period.

### **Cash flow statement**

The cash flow statement is presented using the indirect method and shows the year's consolidated cash flows from operating, investing and financial activities, the year's changes in cash and cash equivalents as well as the Group's cash and cash equivalents at the beginning and the end of the financial year.



## ACCOUNTING POLICIES (CONTINUED)

### *Cash flows from operating activities*

Cash flows from operating activities are calculated on the basis of earnings before depreciation and amortisation adjusted for changes in working capital, payments relating to financial items as well as income tax paid.

### *Cash flows from investing activities*

Cash flows from investing activities comprise payments in connection with the purchase and sale of property, plant and equipment as well as fixed asset investments. Upon the acquisition and sale of enterprises, cash flows are adjusted for additions to and disposals of assets and liabilities. Cost is stated at acquisition price adjusted for cash and cash equivalents received.

### *Cash flows from financing activities*

Cash flows from financing activities comprise changes in the size or composition of share capital and related expenses, borrowing, instalments on interest-bearing debt as well as payment of dividends.

### *Cash and cash equivalents*

Cash and cash equivalents include cash at bank and in hand and short-term bank debt.

### *Segment information*

Segment information is provided for geographical markets (primary segment). Since the Company has only one business area, no segment information has been provided for the secondary segment. Segment disclosures are stated based on the Company's financial reporting and comply with the applied accounting policies.

## **Ratios**

$$\text{Profit Margin} = \frac{\text{Operating profit} \times 100}{\text{Revenue}}$$

$$\text{Return on Capital Employed (ROCE)} = \frac{\text{Profit from primary activities} \times 100}{\text{Average operating assets}}$$

$$\text{Average Operating Assets} = \text{Operating assets are balance sheet total less cash at bank and in hand and non-interest bearing debt.}$$

$$\text{Equity Ratio} = \frac{\text{Equity} \times 100}{\text{Balance sheet total}}$$

$$\text{Return on Equity} = \frac{\text{Net profit for the year} \times 100}{\text{Average equity}}$$

## INCOME STATEMENT 1 JANUARY - 31 DECEMBER

Parent Company				Group	
2017	2018			2018	2017
DKK'000	DKK'000			DKK'000	DKK'000
617,910	601,598	Revenue	1	619,271	631,974
225,085	225,779	Raw materials, consumables and purchased goods		206,349	205,900
157,586	159,058	Other external expenses	2	177,206	175,399
92,454	94,988	Staff costs	3	105,535	101,662
<b>142,785</b>	<b>121,773</b>	<b>Profit before amortisation, depreciation, impairment losses &amp; other income (EBITDA)</b>		<b>130,181</b>	<b>149,013</b>
17,181	16,647	Amortisation, depreciation, impairment losses & other income	4	22,578	22,885
<b>125,604</b>	<b>105,126</b>	<b>Operating profit/loss (EBIT)</b>		<b>107,603</b>	<b>126,128</b>
-633	746	Income/(loss) from investments in subsidiaries after tax	5	-	-
<b>124,971</b>	<b>105,872</b>	<b>Profit before financial income &amp; expenses</b>		<b>107,603</b>	<b>126,128</b>
2,136	892	Financial income	6	358	1,528
2,209	4,669	Financial expenses	7	5,020	2,506
<b>124,898</b>	<b>102,095</b>	<b>Profit before tax</b>		<b>102,941</b>	<b>125,150</b>
30,674	24,377	Tax on profit for the year	8	25,223	30,926
<b>94,224</b>	<b>77,718</b>	<b>PROFIT FOR THE YEAR</b>	9	<b>77,718</b>	<b>94,224</b>

## BALANCE SHEET AT 31 DECEMBER

Parent Company					Group	
2017	2018			2018	2017	
DKK'000	DKK'000		Note	DKK'000	DKK'000	
60,374	52,234	Goodwill		52,234	60,374	
385	256	Rights		256	385	
<b>60,759</b>	<b>52,490</b>	<b>Intangible Assets</b>	<b>10</b>	<b>52,490</b>	<b>60,759</b>	
35,108	32,963	Land and buildings		66,015	70,157	
7,700	6,522	Plant and machinery		24,578	30,053	
7,026	6,129	Other fixtures and fittings, tools and equipment		8,242	9,400	
1,658	3,145	Property, plant and equipment in progress		3,613	2,076	
<b>51,492</b>	<b>48,759</b>	<b>Property, plant and equipment</b>	<b>11</b>	<b>102,448</b>	<b>111,686</b>	
10,228	9,218	Deferred tax assets	8	11,751	12,944	
3,401	3,117	Deposits		3,395	3,671	
13,836	14,226	Investments in subsidiaries	12	-	-	
<b>27,465</b>	<b>26,561</b>	<b>Financial Asset Investments</b>		<b>15,146</b>	<b>16,615</b>	
<b>139,716</b>	<b>127,810</b>	<b>FIXED ASSETS</b>		<b>170,084</b>	<b>189,060</b>	
<b>68,452</b>	<b>74,168</b>	<b>Inventories</b>	<b>13</b>	<b>77,606</b>	<b>70,437</b>	
55,788	54,122	Trade receivables		59,708	60,526	
62,979	47,459	Receivables from group enterprises		-	8,426	
6,510	5,763	Other receivables		5,716	6,371	
2,964	4,804	Prepayments	14	4,924	3,112	
<b>128,241</b>	<b>112,148</b>	<b>Receivables</b>		<b>70,348</b>	<b>78,435</b>	
169,315	208,515	Cash at bank and in hand		210,538	173,392	
<b>366,008</b>	<b>394,831</b>	<b>CURRENT ASSETS</b>		<b>358,492</b>	<b>322,264</b>	
<b>505,724</b>	<b>522,641</b>	<b>ASSETS</b>		<b>528,576</b>	<b>511,324</b>	

BALANCE SHEET AT 31 DECEMBER

Parent Company			Group	
2017	2018		2018	2017
DKK'000	DKK'000	Note	DKK'000	DKK'000
22,000	22,000	Share Capital	22,000	22,000
561	1,296	Revaluation by the equity method	-	-
224,659	243,986	Retained Earnings	245,282	225,220
65,000	55,000	Proposed dividends for the financial year	55,000	65,000
<b>312,220</b>	<b>322,282</b>	<b>EQUITY</b>	<b>322,282</b>	<b>312,220</b>
144,315	120,650	Bank debt	120,650	144,315
20,692	32,407	Trade payables	34,964	21,883
0	23,011	Payable to group enterprises	23,037	0
28,497	24,291	Other payables	27,643	32,906
<b>193,504</b>	<b>200,359</b>	<b>Current Liabilities other than Provisions</b>	<b>206,294</b>	<b>199,104</b>
<b>193,504</b>	<b>200,359</b>	<b>LIABILITIES OTHER THAN PROVISIONS</b>	<b>206,294</b>	<b>199,104</b>
<b>505,724</b>	<b>522,641</b>	<b>EQUITY AND LIABILITIES</b>	<b>528,576</b>	<b>511,324</b>

Currency, interest and credit exposure 15

Contingent Liabilities, etc. 16

Related Parties 17

## STATEMENT OF CHANGES IN EQUITY FOR THE PERIOD 1 JANUARY - 31 DECEMBER

<u>Parent Company</u>	<u>Share capital DKK'000</u>	<u>Revaluation by the equity method DKK'000</u>	<u>Retained earnings DKK'000</u>	<u>Proposed dividends DKK'000</u>	<u>Total DKK'000</u>
Equity at 1 January	22,000	561	224,659	65,000	312,220
Dividends paid	-	-	-	-65,000	-65,000
Profit for the year	-	445	22,273	55,000	77,718
Exchange adjustments, subsidiaries	-	290	-258	-	32
Net adjustments, hedging instruments	-	-	-2,688	-	-2,688
<b>Equity at 31 December</b>	<b>22,000</b>	<b>1,296</b>	<b>243,986</b>	<b>55,000</b>	<b>322,282</b>

<u>Group</u>	<u>Share capital DKK'000</u>	<u>Retained earnings DKK'000</u>	<u>Proposed dividends DKK'000</u>	<u>Total DKK'000</u>
Equity at 1 January	22,000	225,220	65,000	312,220
Dividends paid	-	-	-65,000	-65,000
Profit for the year	-	22,718	55,000	77,718
Exchange adjustments, subsidiaries	-	32	-	32
Net adjustments, hedging instruments	-	-2,688	-	-2,688
<b>Equity at 31 December</b>	<b>22,000</b>	<b>245,282</b>	<b>55,000</b>	<b>322,282</b>

Share capital consists of:

4 shares at DKK'000 2,500	10,000
1 share at DKK'000 12,000	12,000
<b>Total</b>	<b>22,000</b>

There have been no capital increases or reductions in the last five years.



## CASH FLOW STATEMENT FOR THE PERIOD 1 JANUARY - 31 DECEMBER

Group

	2018	2017
	DKK'000	DKK'000
Profit for the year before amortisation, depreciation and impairment	130,181	149,006
Change in inventories	-7,167	-16,154
Change in receivables	-339	-13,245
Change in trade payables & other payables from operating activities	5,119	-15,179
<b>Cash flow from operating activities before net financials and tax</b>	<b>127,792</b>	<b>104,428</b>
Interest income, etc.	358	297
Interest expenses, etc.	-3,503	-2,499
Corporation tax paid	7,598	-30,972
<b>Cash flow from ordinary activities</b>	<b>132,245</b>	<b>71,254</b>
Acquisition of property, plant and equipment	-6,820	-7,232
Sale of property, plant and equipment	110	20,481
Acquisition/sale of financial assets investments	276	-5
<b>Cash flow from investing activities</b>	<b>-6,434</b>	<b>13,244</b>
Instalments on long-term liabilities other than provisions	0	-15,284
Dividends paid to shareholders in the Parent Company	-65,000	-95,000
<b>Cash flow from financing activities</b>	<b>-65,000</b>	<b>-110,284</b>
Cash flows for the year	60,811	-25,786
Cash and cash equivalents at 1 January	29,077	54,863
<b>Cash and cash equivalents at 31 December</b>	<b>89,888</b>	<b>29,077</b>
Cash at bank and in hand	210,538	173,392
Short-term bank debt	-120,650	-144,315
<b>Cash and cash equivalents at 31 December</b>	<b>89,888</b>	<b>29,077</b>

## NOTES

Parent Company			Group	
2017	2018		2018	2017
DKK'000	DKK'000		DKK'000	DKK'000
		<b>1. Segment information</b>		
		Revenue		
		Geographical primary segment		
464,862	465,312	Europe	465,312	464,862
153,048	136,286	Rest of the world	153,959	167,112
<b>617,910</b>	<b>601,598</b>		<b>619,271</b>	<b>631,974</b>
		<b>2. Other external expenses</b>		
		This item includes the following fee to the auditors appointed at the General Meeting		
390	390	Statutory audit	455	455
0	0	Other services	0	0
<b>390</b>	<b>390</b>		<b>455</b>	<b>455</b>
		<b>3. Staff costs</b>		
		Total salaries and remuneration, etc., are distributed as follows:		
83,675	85,645	Wages and salaries	94,430	91,444
5,465	5,626	Pension costs	5,766	5,520
3,314	3,717	Other social security costs	5,339	4,698
<b>92,454</b>	<b>94,988</b>		<b>105,535</b>	<b>101,662</b>
1,225	1,682	Board of Directors	1,682	1,225
10,412	10,883	Executive Board	10,883	10,412
144	142	Average number of employees	246	237

## NOTES (CONTINUED)

Parent Company			Group	
2017	2018		2018	2017
DKK'000	DKK'000		DKK'000	DKK'000
		<b>4. Amortisation, depreciation, impairment losses and other income</b>		
8,269	8.269	Goodwill & Rights	8.269	8,269
3,292	2.411	Land and buildings	4.220	5,039
2,361	2.695	Plant and machinery	6.433	5,960
3,313	3.289	Other fixtures & fittings, tools & equipment	3.674	3,671
<b>17,235</b>	<b>16.664</b>	Amortisation, depreciations and impairment losses	<b>22.596</b>	<b>22,939</b>
-54	-17	Other income, gain on sale of assets	-18	-54
<b>17,181</b>	<b>16.647</b>		<b>22.578</b>	<b>22,885</b>
		<b>5. Profit from investment in subsidiaries after tax</b>		
910	445	Fritz Hansen Inc. USA	-	-
-313	-1.066	Fritz Hansen Production Sp. z.o.o, Poland	-	-
28	3	Fritz Hansen Singapore Pte Ltd, Singapore	-	-
-184	65	Fritz Hansen Via Tessa S.r.l., Italy	-	-
-1,074	1.299	Adjustment of internal profit	-	-
<b>-633</b>	<b>746</b>		<b>-</b>	<b>-</b>
		<b>6. Financial income</b>		
603	565	Interest income, intra-group	-	-
297	327	Interest income, other	358	297
1,236	-	Exchange gains	-	1,231
<b>2,136</b>	<b>892</b>		<b>358</b>	<b>1,528</b>
		<b>7. Financial expenses</b>		
1,562	1,953	Interest expenses, banks	1,953	1,537
647	1,202	Interest expenses, other	1,550	969
0	1,514	Exchange losses	1,517	0
<b>2,209</b>	<b>4,669</b>		<b>5,020</b>	<b>2,506</b>

## NOTES (CONTINUED)

Parent Company			Group	
2017	2018		2018	2017
DKK'000	DKK'000		DKK'000	DKK'000
		<b>8. Tax on profit for the year</b>		
23,885	23,367	Current tax of profit for the year	24,030	24,509
6,789	1,010	Adjustment of deferred tax re. profit for the year and adjustments relating to tax rate changes	1,193	6,417
<b>30,674</b>	<b>24,377</b>		<b>25,223</b>	<b>30,926</b>
		<b>9. Proposed distribution of profit/loss</b>		
65,000	55,000	Proposed dividends		
-1,364	445	Reserve for net revaluation under the equity method		
30,588	22,273	Retained earnings		
<b>94,224</b>	<b>77,718</b>			

### 10. Intangible Asset

	Parent Company		Group	
	Goodwill DKK'000	Rights DKK'000	Goodwill DKK'000	Rights DKK'000
Cost at 1 January	81,402	5,909	81,402	5,909
Additions	<u>0</u>	<u>0</u>	<u>0</u>	<u>0</u>
Cost at 31 December	<u>81,402</u>	<u>5,909</u>	<u>81,402</u>	<u>5,909</u>
Depreciation & impairment at 1 Jan.	21,028	5,524	21,028	5,524
Depreciation	<u>8,140</u>	<u>129</u>	<u>8,140</u>	<u>129</u>
Depreciation & impair. at 31 Dec.	<u>29.168</u>	<u>5.653</u>	<u>29.168</u>	<u>5.653</u>
<b>Carrying amount at 31 Dec. 2018</b>	<b>52.234</b>	<b>256</b>	<b>52.234</b>	<b>256</b>
Carrying amount at 31 Dec. 2017	60,374	385	60,374	385

## NOTES (CONTINUED)

### 11. Property, plant and equipment – Parent Company

	Land & buildings DKK'000	Plant & machinery DKK'000	Other fixtures and fittings, tools and equipment DKK'000	Property, plant and equipment and assets in progress DKK'000	Total DKK'000
Cost at 1 January	143,052	57,158	43,758	1,658	245,626
Currency adjustment	0	0	-324	0	-324
Additions	266	1.517	2.686	2.642	7.111
Retirements	<u>0</u>	<u>0</u>	<u>-1,036</u>	<u>-1.155</u>	<u>-2.191</u>
Cost at 31 December	<u>143,318</u>	<u>58,675</u>	<u>45,084</u>	<u>3,145</u>	<u>250,222</u>
Depreciation & impairment at 1 Jan.	107,944	49,458	36,732	0	194,134
Currency adjustment	0	0	-122	0	-122
Depreciation	2.411	2.695	3.289	0	8.395
Retirements	<u>0</u>	<u>0</u>	<u>-944</u>	<u>0</u>	<u>-944</u>
Depreciation & impair. at 31 Dec.	<u>110.355</u>	<u>52.153</u>	<u>38.955</u>	<u>0</u>	<u>201.463</u>
<b>Carrying amount at 31 Dec. 2018</b>	<b>32.963</b>	<b>6.522</b>	<b>6.129</b>	<b>3,145</b>	<b>48.759</b>
Carrying amount at 31 Dec. 2017	35,108	7,700	7,026	1,658	51,492



## 11. Property, plant and equipment – Group

	Land & buildings DKK'000	Plant & machinery DKK'000	Other fixtures and fittings, tools and equipment DKK'000	Property, plant and equipment and assets in progress DKK'000	Total DKK'000
Cost at 1 January	183,034	90,704	46,690	2,076	322,504
Currency adjustment	-1.052	-883	-271	-11	-2.217
Additions	986	1.517	2.769	2.996	8.268
Retirements	<u>0</u>	<u>0</u>	<u>-1,036</u>	<u>-1.448</u>	<u>-2,484</u>
<b>Cost at 31 December</b>	<u>182.968</u>	<u>91.338</u>	<u>48.152</u>	<u>3.613</u>	<u>326.071</u>
Depreciation & impairment at 1 Jan.	112,877	60,651	37,290	0	210,818
Currency adjustment	-144	-324	-110	0	-578
Depreciation	4.220	6.433	3.674	0	14.327
Retirements	<u>0</u>	<u>0</u>	<u>-944</u>	<u>0</u>	<u>-944</u>
<b>Depreciation &amp; impair. at 31 Dec.</b>	<u>116.953</u>	<u>66.760</u>	<u>39.910</u>	<u>0</u>	<u>223,623</u>
<b>Carrying amount at 31 Dec. 2018</b>	<b>66.015</b>	<b>24.578</b>	<b>8.242</b>	<b>3.613</b>	<b>102.448</b>
Carrying amount at 31 Dec. 2017	70,157	30,053	9,400	2,076	111,686

## NOTES (CONTINUED)

### Parent Company

12. Investments in subsidiaries	2018 DKK'000	2017 DKK'000
Cost at 1 January	21,997	21,997
Additions	-	-
Cost at 31 December	<u>21,997</u>	<u>21,997</u>
Value adjustment at 1 January	2,588	1,832
Retirement	-130	-
Exchange adjustments, beginning of year	8	375
Profit for the year	-553	441
Exchange adjustment of profit for the year	13	-60
Value adjustment at 31 December	<u>1,926</u>	<u>2,588</u>
Internal profit	<u>-9,697</u>	<u>-10,749</u>
Carrying amount at 31 December	<u><b>14,226</b></u>	<u><b>13,836</b></u>

<u>Name</u>	<u>Reg. address</u>	<u>Voting/ownership share</u>
Fritz Hansen Inc.	New York City, USA	100%
Fritz Hansen Production Sp. z.o.o.	Rawicz, Poland	100%
Fritz Hansen Via Tessa S.r.l.	Milan, Italy	100%

### 13. Inventories

Parent Company			Group	
2017	2018		2018	2017
DKK'000	DKK'000		DKK'000	DKK'000
24,291	30,235	Raw materials and consumables	30,235	24,291
10,865	10,972	Work in progress	10,972	10,865
33,296	32,961	Finished goods	36,399	35,281
<u><b>68,452</b></u>	<u><b>74,168</b></u>		<u><b>77,606</b></u>	<u><b>70,437</b></u>

## NOTES (CONTINUED)

### 14. Prepayments

Parent Company			Group	
2017	2018		2018	2017
DKK'000	DKK'000		DKK'000	DKK'000
1,780	3,529	Other prepayments	3,649	1,928
1,184	1,275	Prepaid rent	1,275	1,184
<b>2,964</b>	<b>4,804</b>		<b>4,924</b>	<b>3,112</b>

### 15. Currency, Interest and Credit Exposure

#### *Trade Receivables*

The credit period for trade receivables varies by market from 30 days to 60 days. The credit period for trade receivables is free of interest.

#### *Bank debt*

The bank debt consists of ordinary credits. The average term is one year. The rate of interest averaged 1.6% at 31 December 2018.

#### *Derivative financial instruments:*

There are no forward exchange contracts at 31 December 2018. Foreign currency loans of DKK 120 million have been raised to ensure expected future sales in foreign currency.



## NOTES (CONTINUED)

### 16. Contingent Liabilities

#### *Rental and lease commitments*

The Group has assumed rental and lease commitments with payments of DKK 30 million in the period of notice (parent DKK 24 million). In the financial year 2019, group payments amounts to DKK 11 million (parent DKK 8 million). The balance of DKK 19 million (parent DKK 16 million) is due for payment in the financial years 2020 to 2026 (group and parent). The commitments relate primarily to leases of showrooms and motor vehicles.

The Company has guaranteed payments of DKK 463k relating to performance guarantees.

### 17. Related Parties

Related parties of Fritz Hansen A/S comprise the following:

The Company's shareholder Skandinavisk Holding A/S (Sankt Annæ Plads 13, st. th., 1250 Copenhagen K), intermediate holding company Chr. Augustinus Fabrikker Aktieselskab (Sankt Annæ Plads 13, st. th., 1250 Copenhagen K), intermediate holding company C.W. Obel A/S (Vestergade 2, 1456 Copenhagen K), ultimate 65% shareholder Augustinus Fonden (Sankt Annæ Plads 13, st. th., 1250 Copenhagen K) and ultimate 35% shareholder Det Obelske Familiefond (Kastetvej 2, st., 9000 Aalborg).

#### *Controlling influence*

Skandinavisk Holding A/S, which holds 100% of the Company's share capital.

#### *Transactions with related parties*

Transactions with related parties has been conducted at market terms.

No transactions have been carried out with the members of Executive Board and the Board of Directors in financial year, apart from remuneration and staff purchase to these members.