

# **Danfiber A/S**


**Gydevang 39 - 41, 2., 3450 Allerød**

**Company reg. no. 13 59 13 77**

## **Annual report**

**1 January - 31 December 2020**

The annual report was submitted and approved by the general meeting on the 8 April 2021.



---

**Kenneth Kongsgaard Kristensen**  
Chairman of the meeting

## Contents

---

	<b><u>Page</u></b>
<b>Reports</b>	
Management's report	1
Independent auditor's report	2
<b>Management commentary</b>	
Company information	5
Management commentary	6
<b>Financial statements 1 January - 31 December 2020</b>	
Income statement	8
Statement of financial position	9
Statement of changes in equity	11
Statement of cash flows	12
Notes	13
Accounting policies	16

Notes:

- To ensure the greatest possible applicability of this document, IAS/IFRS English terminology has been used.
- Please note that decimal points have not been used in the usual English way. This means that for instance DKK 146.940 means the amount of DKK 146,940, and that 23,5 % means 23.5 %.

## Management's report

---

Today, the board of directors and the managing director have presented the annual report of Danfiber A/S for the financial year 1 January - 31 December 2020.

The annual report has been presented in accordance with the Danish Financial Statements Act.


We consider the accounting policies appropriate and, in our opinion, the financial statements provide a fair presentation of the company's assets, equity and liabilities, and financial position at 31 December 2020 and of the company's results of activities and cash flows in the financial year 1 January – 31 December 2020.

We are of the opinion that the management commentary presents a fair account of the issues dealt with.

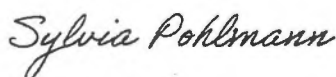
We recommend that the annual report be approved by the general meeting.

Allerød, 8 April 2021

### Managing Director

  
Nils Sogaard

### Board of directors



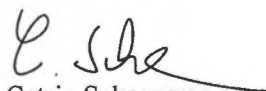
Sylvia Martha Christine Pohlmann  
Chairman



Kenneth Kongsgaard Kristensen  
Vice Chairman



Tomas Paul Andreas Karlsson

  
Catrin Scheumann

## **Independent auditor's report**

---

**To the shareholders of Danfiber A/S**

### **Opinion**

We have audited the financial statements of Danfiber A/S for the financial year 1 January - 31 December 2020, which comprise income statement, statement of financial position, statement of changes in equity, statement of cash flows, notes and accounting policies. The financial statements have been prepared in accordance with the Danish Financial Statements Act.

In our opinion, the financial statements present a fair view of the company's assets, equity and liabilities, and financial position at 31 December 2020 and of the results of the company's activities and cash flows for the financial year 1 January - 31 December 2020 in accordance with the Danish Financial Statements Act.

### **Basis for opinion**

We conducted our audit in accordance with international standards on auditing and the additional requirements applicable in Denmark. Our responsibilities under those standards and requirements are further described in the section "Auditor's responsibilities for the audit of the financial statements". We are independent of the company in accordance with international ethical requirements for auditors (IESBA's Code of Ethics), and the additional requirements applicable in Denmark, and we have fulfilled our other ethical responsibilities in accordance with these requirements. We believe that the audit evidence we have obtained is sufficient and appropriate to provide a basis for our opinion.

### **Responsibilities of management and those charged with governance for the financial statements**

Management is responsible for the preparation of financial statements that provide a fair view in accordance with the Danish Financial Statements Act. Management is also responsible for such internal control as the management determines is necessary to enable the preparation of financial statements that are free from material misstatement, whether due to fraud or error.

In preparing the financial statements, management is responsible for assessing the company's ability to continue as a going concern, disclosing, as applicable, matters related to going concern and using the going concern basis of accounting unless management either intends to liquidate the company or to cease operations, or has no realistic alternative but to do so.

### **Auditor's responsibilities for the audit of the financial statements**

Our objectives are to obtain reasonable assurance about whether the financial statements, as a whole, are free from material misstatement, whether due to fraud or error, and to issue an auditor's report including an opinion. Reasonable assurance is a high level of assurance, but is not a guarantee that an audit conducted in accordance with international standards on auditing, and the additional requirements applicable in Denmark, will always detect a material misstatement when it exists. Misstatements can arise from fraud or error and are considered material if, individually or in the aggregate, they could reasonably be expected to influence the economic decisions of users taken on the basis of these financial statements.

## **Independent auditor's report**

---

As part of an audit conducted in accordance with international standards on auditing, and the additional requirements applicable in Denmark, we exercise professional judgment and maintain professional scepticism throughout the audit. We also:

- Identify and assess the risks of material misstatement of the financial statements, whether due to fraud or error, design and perform audit procedures responsive to those risks, and obtain audit evidence that is sufficient and appropriate to provide a basis for our opinion. The risk of not detecting a material misstatement resulting from fraud is higher than for one resulting from error, as fraud may involve collusion, forgery, intentional omissions, misrepresentations, or the override of internal control.
- Obtain an understanding of the internal control relevant to the audit in order to design audit procedures that are appropriate in the circumstances, but not for the purpose of expressing an opinion on the effectiveness of the company's internal control.
- Evaluate the appropriateness of accounting policies used and the reasonableness of accounting estimates and related disclosures made by management.
- Conclude on the appropriateness of management's preparation of the financial statements using the going concern basis of accounting and, based on the audit evidence obtained, whether a material uncertainty exists arising from events or conditions that may cast significant doubt on the company's ability to continue as a going concern. If we conclude that a material uncertainty exists, we are required to draw attention in our auditor's report to the related disclosures in the financial statements or, if such disclosures are inadequate, to modify our opinion. Our conclusions are based on the audit evidence obtained up to the date of our auditor's report. However, future events or conditions may cause the company to cease to continue as a going concern.
- Evaluate the overall presentation, structure, and contents of the financial statements, including disclosures in notes, and whether the financial statements reflect the underlying transactions and events in a manner that presents a fair view.

We communicate with those charged with governance regarding, among other matters, the planned scope and timing of the audit and significant audit findings, including any significant deficiencies in the internal control that we identify during our audit.

### **Statement on the management commentary**

Management is responsible for the management commentary.

Our opinion on the financial statements does not cover the management commentary, and we express no assurance opinion thereon.

## Independent auditor's report

---

In connection with our audit of the financial statements, it is our responsibility to read the management commentary and to consider whether the management commentary is materially inconsistent with the financial statements or the evidence obtained during the audit, or whether it otherwise appears to contain material misstatement.


Furthermore, it is our responsibility to consider whether the management commentary provides the information required under the Danish Financial Statements Act.


Based on the work we have performed, we believe that management commentary is consistent with the financial statements and that it has been prepared in accordance with the provisions of the Danish Financial Statement Act. We did not discover any material misstatement in the management commentary.

Copenhagen, 8 April 2021

### **PricewaterhouseCoopers**

Statsautoriseret Revisionspartnerselskab  
Company reg. no. 33 77 12 31

  
Martin Lunden  
State Authorised Public Accountant  
mne32209

  
Maj-Britt Nørskov Nannestad  
State/Authorised Public Accountant  
mne32198

## Company information

---

### The company

Danfiber A/S  
Gydevang 39 - 41, 2.  
3450 Allerød

Phone                   +45 39 53 53 00  
Fax                      +45 39 53 53 01  
Web site                [www.danfiber.dk](http://www.danfiber.dk)

Company reg. no.    13 59 13 77  
Established:         1 November 1989  
Domicile:            Allerød  
Financial year:      1 January - 31 December

### Board of directors

Sylvia Martha Christine Pohlmann, Chairman  
Kenneth Kongsgaard Kristensen, Vice Chairman  
Tomas Paul Andreas Karlsson  
Catrin Scheumann

### Managing Director

Niels Søgaard

### Auditors

PricewaterhouseCoopers

### **The principal activities of the company**

DanFiber A/S was established in 1989 for the purpose of acting as the sales function to its suppliers. DanFiber A/S sells collected recyclable paper and cardboard to paper mills in Denmark and neighboring countries. As a must for our activities, we focus on a guaranteed pickup/delivery, environment, quality, ethics, moral and a sound economy.

In connection with the sale of paper and cardboard, DanFiber A/S takes care of all activities related to the pickup of material from the suppliers, turning it into a sellable product, securing transport and insurance and delivering to a paper mill. This includes optimization of administrative tasks for all parties involved. DanFiber will constantly investigate possibilities in the local and global markets in order to secure up to date solutions regarding environment, ethics, quality and economy when it comes to handling recyclable material.

### **Development in activities and financial matters**

The financial year 2020 was satisfactory and developed slightly worse than expected. 2020 was a year with no major projects, except for conversion to a new IT platform. The financial year ended with a profit after tax of DKK 26.763. The performance is within the scope of standard uncertainty and is considered satisfactory in a very competitive market.

In 2020, DanFiber A/S continued to handle a large quantity of paper and cardboard from the Danish market and is still one of the largest players on this market.

The consumption of cardboard follows closely the global economy whereas the consumption of newspapers is declining steadily by 7 to 9% on a year-to-year basis. The fluctuation in prices during the year was big and we saw a heavy decline during the second half of the year.

Asia is in general a large player on the recycled paper market and the draw back from China which was seen in 2017 continued to show a major impact on pricing and availability on certain recycled qualities. A development we now see expanding into other Asian countries. DanFiber A/S is not exporting to Asia but this development has an impact on the European market.

The collection of recyclable paper in Western Europe has reached a maturity level, and growth is to come from the Eastern part – if any. The demand for recycled paper is expected to be stable or to increase during the coming years, however with regional differences within Europe and between the continents. Large investments are planned in the paper industry for the coming years. Despite the postponement of some of these investments, we still see new capacities in the market. The competition in collection of paper and cardboard is still very strong with oncoming new players as Denmark is a net exporter of this raw material.



## **Management commentary**

---

DanFiber A/S has for decades worked closely with a number of paper mills and suppliers ensuring that all parties involved will achieve the right market price, precise logistics and top service. Our suppliers are quality focused and fits well into the strategy of DanFiber. Our choice of partners is focused on achieving an environmentally correct recycling while securing that the raw materials are moved from supplier to customer without delay.

Quality specifications, which are paramount for our business, are available on our website [www.danfiber.dk](http://www.danfiber.dk), just as the delivery specifications are communicated freely between DanFiber A/S and our partners. This gives DanFiber A/S quick and precise information about availability and timing, allowing us to excel into our business.

DanFiber A/S' quality and environmental certifications ISO 9001 and ISO 14001 are an integral part of the entity and provide our partners with extra security of the arrangement being executed according to our high standards and with the highest awareness of environmental focus. Our CSR system was added in order to contribute further to this approach.

### **Special risks**

DanFiber A/S is not exposed to particular risks apart from those of common occurrence within the business. Those factors of highest uncertainty are based on demand from especially Asia where sudden changes in the pricing can move quantities to competitors if DanFiber A/S fails to respond quickly. DanFiber A/S has systems and procedures in place to follow the market and thereby minimize potential risks.

### **Environmental issues**

DanFiber A/S is certified according to ISO 9001 and ISO 14001 and has no polluting activities apart from the initiated transportations. All partner agreements are based on a focus on the environment and ethics and with the possibility of performing audits. DanFiber A/S measures the carbon dioxide emissions in connection with transportations and final recycling of our deliveries and thus ensures great focus on the areas, which affect the environment directly.

### **Expected developments**

Management expects the Company's growth in volume to stabilize or slightly fall in 2021 following the general market situation. DanFiber A/S will continue to focus on offering its partners the best environmental, ethical and economic conditions while maintaining the guarantee of removing or supplying the material according to contracts.

The economic performance for 2021 is expected to be at the same level as in 2020.

### **Events occurring after the end of the financial year**

No events have occurred after the balance sheet date to this date, which would influence the evaluation of this annual report

## Income statement 1 January - 31 December

---

All amounts in DKK.

<u>Note</u>	<u>2020</u>	<u>2019</u>
<b>Gross profit</b>	<b>4.774.448</b>	<b>4.861.415</b>
1 Staff costs	-4.634.659	-4.592.614
Depreciation and impairment of property, land, and equipment	<u>-7.591</u>	<u>-10.360</u>
<b>Operating profit</b>	<b>132.198</b>	<b>258.441</b>
2 Other financial costs	<u>-82.051</u>	<u>-70.068</u>
<b>Pre-tax net profit or loss</b>	<b>50.147</b>	<b>188.373</b>
3 Tax on net profit or loss for the year	<u>-23.384</u>	<u>-52.832</u>
<b>Net profit or loss for the year</b>	<b>26.763</b>	<b>135.541</b>
<b>Proposed appropriation of net profit:</b>		
Dividend for the financial year	0	1.000.000
Transferred to retained earnings	26.763	0
Allocated from retained earnings	<u>0</u>	<u>-864.459</u>
<b>Total allocations and transfers</b>	<b>26.763</b>	<b>135.541</b>

## Statement of financial position at 31 December

---

All amounts in DKK.

<u>Note</u>	<u>2020</u>	<u>2019</u>
<b>Assets</b>		
<b>Non-current assets</b>		
4 Other fixtures and fittings, tools and equipment	-18.617	808
Total property, plant, and equipment	<u>18.617</u>	<u>808</u>
5 Deposits	43.050	43.050
Total investments	<u>43.050</u>	<u>43.050</u>
<b>Total non-current assets</b>	<b><u>61.667</u></b>	<b><u>43.858</u></b>
<b>Current assets</b>		
Trade receivables	6.097.593	2.151.049
Receivables from group enterprises	4.951.678	3.361.114
6 Deferred tax assets	11.602	24.686
Income tax receivables	69.726	49.738
Other receivables	1.005.254	596.507
Trade receivables from owners	0	4.564.257
Prepayments and accrued income	122.496	71.889
Total receivables	<u>12.258.349</u>	<u>10.819.240</u>
Cash on hand and demand deposits	<u>5.106.905</u>	<u>4.421.556</u>
<b>Total current assets</b>	<b><u>17.365.254</u></b>	<b><u>15.240.796</u></b>
<b>Total assets</b>	<b><u>17.426.921</u></b>	<b><u>15.284.654</u></b>

## Statement of financial position at 31 December

---

All amounts in DKK.

<b>Equity and liabilities</b>			
<u>Note</u>		<u>2020</u>	<u>2019</u>
	<b>Equity</b>		
7	Contributed capital	1.000.000	1.000.000
	Retained earnings	4.211.791	4.185.028
	Proposed dividend for the financial year	0	1.000.000
	<b>Total equity</b>	<u><b>5.211.791</b></u>	<u><b>6.185.028</b></u>
	<b>Provisions</b>		
	Other provisions	0	50.000
	<b>Total provisions</b>	<u><b>0</b></u>	<u><b>50.000</b></u>
	<b>Liabilities other than provisions</b>		
	Trade payables	11.541.103	8.442.891
	Other payables	674.027	606.735
	Total short term liabilities other than provisions	<u>12.215.130</u>	<u>9.049.626</u>
	<b>Total liabilities other than provisions</b>	<u><b>12.215.130</b></u>	<u><b>9.049.626</b></u>
	<b>Total equity and liabilities</b>	<u><b>17.426.921</b></u>	<u><b>15.284.654</b></u>
8	<b>Contingencies</b>		
9	<b>Related parties</b>		

## Statement of changes in equity

---

All amounts in DKK.

	<b>Contributed capital</b>	<b>Retained earnings</b>	<b>Proposed dividend for the financial year</b>	<b>Total</b>
Equity 1 January 2019	1.000.000	5.049.487	0	6.049.487
Profit or loss for the year brought forward	0	-864.459	1.000.000	135.541
Equity 1 January 2020	1.000.000	4.185.028	1.000.000	6.185.028
Distributed dividend	0	0	-1.000.000	-1.000.000
Profit or loss for the year brought forward	0	26.763	0	26.763
	<b>1.000.000</b>	<b>4.211.791</b>	<b>0</b>	<b>5.211.791</b>

## Statement of cash flows 1 January - 31 December

All amounts in DKK.

<u>Note</u>	<u>2020</u>	<u>2019</u>
Net profit or loss for the year	26.763	135.541
10 Adjustments	14.824	80.112
11 Change in working capital	1.733.298	-2.228.947
Cash flows from operating activities before net financials	1.774.885	-2.013.294
Interest paid, etc.	-33.874	-70.059
Cash flows from ordinary activities	1.741.011	-2.083.353
Income tax paid	-30.262	0
<b>Cash flows from operating activities</b>	<b>1.710.749</b>	<b>-2.083.353</b>
Purchase of property, plant, and equipment	-25.400	0
<b>Cash flows from investment activities</b>	<b>-25.400</b>	<b>0</b>
Dividend paid	-1.000.000	0
<b>Cash flows from investment activities</b>	<b>-1.000.000</b>	<b>0</b>
<b>Change in cash and cash equivalents</b>	<b>685.349</b>	<b>-2.083.353</b>
Cash and cash equivalents at 1 January 2020	4.421.556	6.504.909
<b>Cash and cash equivalents at 31 December 2020</b>	<b>5.106.905</b>	<b>4.421.556</b>
<b>Cash and cash equivalents</b>		
Cash on hand and demand deposits	5.106.905	4.421.556
<b>Cash and cash equivalents at 31 December 2020</b>	<b>5.106.905</b>	<b>4.421.556</b>

## Notes

---

All amounts in DKK.

	<u>2020</u>	<u>2019</u>
<b>1. Staff costs</b>		
Salaries and wages	4.031.616	3.994.583
Pension costs	567.387	563.782
Other costs for social security	35.656	34.249
	<u>4.634.659</u>	<u>4.592.614</u>
Average number of employees	<u>6</u>	<u>6</u>
<b>2. Other financial costs</b>		
Other financial costs	82.051	70.068
	<u>82.051</u>	<u>70.068</u>
<b>3. Tax on net profit or loss for the year</b>		
Current tax	10.274	57.134
Change in deferred tax	13.084	24.434
Adjustment of tax for previous years	26	-28.736
	<u>23.384</u>	<u>52.832</u>
<b>4. Other fixtures and fittings, tools and equipment</b>		
Cost 1 January 2020	31.423	183.492
Additions during the year	25.400	0
Disposals during the year	-31.423	-152.069
<b>Cost 31 December 2020</b>	<u>25.400</u>	<u>31.423</u>
Depreciation and writedown 1 January 2020	-30.615	-172.324
Depreciation for the year	-7.591	-10.360
Reversal of depreciation, amortisation and writedown, assets disposed of	31.423	152.069
<b>Depreciation and writedown 31 December 2020</b>	<u>-6.783</u>	<u>-30.615</u>
<b>Carrying amount, 31 December 2020</b>	<u>18.617</u>	<u>808</u>

## Notes

---

All amounts in DKK.

	<u>31/12 2020</u>	<u>31/12 2019</u>
<b>5. Deposits</b>		
Cost 1 January 2020	43.050	43.050
<b>Cost 31 December 2020</b>	<u>43.050</u>	<u>43.050</u>
<b>Carrying amount, 31 December 2020</b>	<u>43.050</u>	<u>43.050</u>
<b>6. Deferred tax assets</b>		
Deferred tax assets 1 January 2020	24.686	49.120
Deferred tax of the results for the year	<u>-13.084</u>	<u>-24.434</u>
	<u>11.602</u>	<u>24.686</u>
The following items are subject to deferred tax:		
Property, plant, and equipment	7.165	9.249
Receivables	4.437	4.437
Other provisions	<u>0</u>	<u>11.000</u>
	<u>11.602</u>	<u>24.686</u>

### 7. Contributed capital

The share capital consists of 1.000 shares, each with a nominal value of DKK 1.000,00. No shares hold particular rights.

### 8. Contingencies

#### Joint taxation

The Entity participates in a Danish tax taxation arrangement in which Stora Enso Danmark A/S serves as the administration company. According to the joint taxation provisions of the Danish Corporation Tax Act, the Entity is therefore liable from 1 July 2012 for obligations, if any, relating to the withholding of tax on interest, income taxes, royalties and dividend for the jointly taxed companies. The liability cannot account for more than an amount equal to the share capital of the capital in the Company which is directly or indirectly owned by the ultimate Parent.



## Notes

---

All amounts in DKK.

### 9. Related parties

#### Controlling interest

According to the company's list of shareholders, the following shareholders own a minimum of 5 % of the voting rights or a minimum of 5 % of the share capital:

Stora Enso Oyj, Finland – owns 51 % of the share capital.

Brødrene Hartmann A/S, Ørnegårdsvej 18, 2820 Gentofte, Denmark – owns 49 % of the share capital.

#### Consolidated financial statements

Name and registered office of the Parent preparing consolidated financial statements for the largest group:

Stora Enso Oyj, Finland.

### 10. Adjustments

Depreciation, amortisation, and impairment	7.591	10.360
Other financial costs	33.875	41.920
Tax on net profit or loss for the year	23.358	52.832
Other provisions	-50.000	-25.000
	<u>14.824</u>	<u>80.112</u>

### 11. Change in working capital

Change in receivables	-1.432.205	9.565.769
Change in trade payables and other payables	<u>3.165.503</u>	<u>-11.794.716</u>
	<u>1.733.298</u>	<u>-2.228.947</u>

## **Accounting policies**

---

The annual report for Danfiber A/S has been presented in accordance with the Danish Financial Statements Act regulations concerning reporting class B enterprises. Furthermore, the company has decided to comply with certain rules applying to reporting class C enterprises.

### **Recognition and measurement in general**

Income is recognised in the income statement concurrently with its realisation, including the recognition of value adjustments of financial assets and liabilities. Likewise, all costs are recognised in the income statement, including depreciations amortisations, writedowns for impairment, provisions, and reversals due to changes in estimated amounts previously recognised in the income statement.

Assets are recognised in the statement of financial position when it seems probable that future economic benefits will flow to the company and the value of the asset can be reliably measured.

Liabilities are recognised in the statement of financial position when it is seems probable that future economic benefits will flow out of the company and the value of the liability can be reliably measured.

Assets and liabilities are measured at cost at the initial recognition. Hereafter, assets and liabilities are measured as described below for each individual accounting item.

Certain financial assets and liabilities are measured at amortised cost, allowing a constant effective interest rate to be recognised during the useful life of the asset or liability. Amortised cost is recognised as the original cost less any payments, plus/less accrued amortisations of the difference between cost and nominal amount. In this way, capital losses and gains are allocated over the useful life of the liability.

Upon recognition and measurement, allowances are made for such predictable losses and risks which may arise prior to the presentation of the annual report and concern matters that exist on the reporting date.

### **Foreign currency translation**

On initial recognition, foreign currency transactions are translated applying the exchange rate at the transaction date. Receivables, payables and other monetary items denominated in foreign currencies that have not been settled at the balance sheet date are translated using the exchange rate at the balance sheet date. Exchange differences that arise between the rate at the transaction date and the one in effect at the payment date, or the rate at the balance sheet date are recognised in the income statement as financial income or financial expenses. Property, plant and equipment, intangible assets, inventories and other non-monetary assets that have been purchased in foreign currencies are translated using historical rates.

## **Income statement**

### **Gross profit**

With reference to section 32 of the Danish Financial Statements Act, gross profit/loss is calculated as a summary of revenue, other operating income, expenses for raw materials and consumables and other external expenses.

## **Accounting policies**

---

### **Revenue**

The enterprise will be applying IAS 11 and IAS 18 as its basis of interpretation for the recognition of revenue.

Revenue is recognised in the income statement if delivery and passing of risk to the buyer have taken place before the end of the year and if the income can be determined reliably and inflow is anticipated. Recognition of revenue is exclusive of VAT and taxes and less any discounts relating directly to sales.

### **Cost of sales**

Cost of sales comprises costs concerning purchase of raw materials and consumables less discounts and changes in inventories.

### **Other external costs**

Other external costs comprise costs incurred for distribution, sales, advertising, administration, premises, loss on receivables, and operational leasing costs.

### **Staff costs**

Staff costs include salaries and wages, including holiday allowances, pensions, and other social security costs, etc., for staff members. Staff costs are less government reimbursements.

### **Depreciation, amortisation, and writedown for impairment**

Depreciation, amortisation and impairment losses relating to property, plant and equipment and intangible assets comprise depreciation, amortisation and impairment losses for the financial year, as well as gains and losses from the sale of intangible assets as well as property, plant and equipment.

### **Other financial income**

Other financial income comprises interest income, including interest income on receivables from group enterprises, net capital or exchange gains on securities, payables and transactions in foreign currencies, amortisation of financial assets as well as tax relief under the Danish Tax Prepayment Scheme etc.

### **Other financial expenses**

Other financial expenses comprise interest expenses, including interest expenses on payables to group enterprises, net capital or exchange losses on securities, payables and transactions in foreign currencies, amortisation of financial liabilities as well as tax surcharge under the Danish Tax Prepayment Scheme etc.

### **Tax on net profit or loss for the year**

Tax for the year comprises the current income tax for the year and changes in deferred tax and is recognised in the income statement with the share attributable to the net profit or loss for the year and directly in equity with the share attributable to entries directly in equity.

The company is subject to Danish rules on compulsory joint taxation of Danish group enterprises.

## Accounting policies

---

The current Danish income tax is allocated among the jointly taxed companies proportional to their respective taxable income (full allocation with reimbursement of tax losses).

### Statement of financial position

#### Property, plant, and equipment

Property, plant, and equipment are measured at cost less accrued depreciation and writedown for impairment.

The depreciable amount is cost less any expected residual value after the end of the useful life of the asset. The amortisation period and the residual value are determined at the acquisition date and reassessed annually. If the residual value exceeds the carrying amount, the depreciation is discontinued.

If the amortisation period or the residual value is changed, the effect on amortisation will, in future, be recognised as a change in the accounting estimates.

The cost comprises acquisition cost and costs directly associated with the acquisition until the time when the asset is ready for use.

The cost of a total asset is divided into separate components. These components are depreciated separately, the useful lives of each individual components differing, and the individual component representing a material part of the total cost.

Depreciation is done on a straight-line basis according to an assessment of the expected useful life and the residual value of the individual assets:

	Useful life	Residual value
Other fixtures and fittings, tools and equipment	3-5 years	0 %

Estimated useful lives and residual values are reassessed annually.

Profit or loss derived from the disposal of property, land, and equipment is measured as the difference between the sales price less selling costs and the carrying amount at the date of disposal. Profit or loss is recognised in the income statement as other operating income or other operating expenses.

#### Leases

The enterprise will be applying IAS 17 as its base of interpretation for recognition of classification and recognition of leases.

## **Accounting policies**

---

At their initial recognition in the statement of financial position, leases concerning property, plant, and equipment where the company holds all essential risks and advantages associated with the proprietary right (finance lease) are measured either at fair value or at the present value of the future lease payments, whichever value is lower. When calculating the present value, the discount rate used is the internal rate of return of the lease or, alternatively, the borrowing rate of the enterprise. Hereafter, assets held under a finance lease are treated in the same way as other similar property, plant, and equipment.

The capitalised residual lease commitment is recognised in the statement of financial position as a liability other than provisions, and the interest part of the lease is recognised in the income statement for the term of the contract.

All other leases are regarded as operating leases. Payments in connection with operating leases and other lease agreements are recognised in the income statement for the term of the contract. The company's total liabilities concerning operating leases and lease agreements are recognised under contingencies, etc.

### **Impairment loss relating to non-current assets**

The carrying amount of both tangible fixed assets are subject to annual impairment tests in order to disclose any indications of impairment beyond those expressed by amortisation and depreciation respectively.

If indications of impairment are disclosed, impairment tests are carried out for each individual asset or group of assets, respectively. Writedown for impairment is done to the recoverable amount if this value is lower than the carrying amount.

The recoverable amount is the higher value of value in use and selling price less expected selling cost. The value in use is calculated as the present value of the expected net cash flows from the use of the asset or the asset group and expected net cash flows from the sale of the asset or the asset group after the end of their useful life.

Previously recognised impairment losses are reversed when conditions for impairment no longer exist.

### **Investments**

#### **Deposits**

Deposits are measured at amortised cost and represent lease deposits, etc.

#### **Receivables**

Receivables are measured at amortised cost, which usually corresponds to nominal value.

## **Accounting policies**

---

In order to meet expected losses, impairment takes place at the net realisable value. The company has chosen to use IAS 39 as a basis for interpretation when recognising impairment of financial assets, which means that impairments must be made to offset losses where an objective indication is deemed to have occurred that an account receivable or a portfolio of accounts receivable is impaired. If an objective indication shows that an individual account receivable has been impaired, an impairment takes place at individual level.

Accounts receivable for which there is no objective indication of impairment at the individual level are evaluated at portfolio level for objective indication of impairment. The portfolios are primarily based on the debtors' domicile and credit rating in accordance with the company's and the group's credit risk management policy. Determination of the objective indicators applied for portfolios are based on experience with historical losses.

Impairment losses are calculated as the difference between the carrying amount of accounts receivable and the present value of the expected cash flows, including the realisable value of any securities received. The effective interest rate for the individual account receivable or portfolio is used as the discount rate.

### **Prepayments and accrued income**

Prepayments and accrued income recognised under assets comprise incurred costs concerning the following financial year.

### **Cash on hand and demand deposits**

Cash on hand and demand deposits comprise cash at bank and on hand.

### **Equity**

#### **Dividend**

Dividend expected to be distributed for the year is recognised as a separate item under equity.

### **Income tax and deferred tax**

Current tax liabilities and current tax receivable are recognised in the statement of financial position as calculated tax on the taxable income for the year, adjusted for tax of previous years' taxable income and for tax paid on account.

The company is jointly taxed with consolidated Danish companies. The current corporate income tax is distributed between the jointly taxed companies in proportion to their taxable income and with full distribution with reimbursement as to tax losses. The jointly taxed companies are comprised by the Danish tax prepayment scheme.

According to the rules of joint taxation, Danfiber A/S is unlimitedly, jointly, and severally liable to pay the Danish tax authorities the total income tax, including withholding tax on interest, royalties, and dividends, arising from the jointly taxed group of companies.

## **Accounting policies**

---

Deferred tax is measured on the basis of temporary differences in assets and liabilities with a focus on the statement of financial position. Deferred tax is measured at net realisable value.

Adjustments take place in relation to deferred tax concerning elimination of unrealised intercompany gains and losses.

Deferred tax is measured based on the tax rules and tax rates applying under the legislation prevailing in the respective countries on the reporting date when the deferred tax is expected to be released as current tax. Changes in deferred tax due to changed tax rates are recognised in the income statement, except for items included directly in the equity.

Deferred tax assets, including the tax value of tax losses allowed for carryforward, are recognised at the value at which they are expected to be realisable, either by settlement against tax of future earnings or by set-off in deferred tax liabilities within the same legal tax unit. Any deferred net tax assets are measured at net realisable value.

### **Provisions**

Other provisions comprise anticipated costs of non-recourse guarantee commitments.

Other provisions are recognised and measured as the best estimate of the expenses required to settle the liabilities at the balance sheet date. Provisions that are estimated to mature more than one year after the balance sheet date are measured at their discounted value.

If goods are sold on approval, a provision is made for the mark-up on the goods estimated to be returned as well as any expenses related to the returns.

### **Liabilities other than provisions**

Other liabilities concerning payables to suppliers, group enterprises, and other payables are measured at amortised cost which usually corresponds to the nominal value.

### **Statement of cash flows**

The cash flow statement shows the cash flows for the year, divided in cash flows deriving from operating activities, investment activities and financing activities, respectively, the changes in the liabilities, and cash and cash equivalents at the beginning and the end of the year, respectively.

The effect on cash flows derived from the acquisition and sale of enterprises appears separately under cash flows from investment activities. In the statement of cash flows, cash flows derived from acquirees are recognised as of the date of acquisition, and cash flows derived from sold enterprises are recognised until the date of sale.

## **Accounting policies**

---

### **Cash flows from operating activities**

Cash flows from operating activities are presented using the indirect method and calculated as the operating profit/loss adjusted for non-cash operating items, working capital changes and income taxes paid.

### **Cash flows from investment activities**

Cash flows from investment activities comprise payments in connection with the acquisition and sale of enterprises and activities as well as the acquisition and sale of intangible assets, property, plant, and equipment, and investments, respectively.

### **Cash flows from financing activities**

Cash flows from financing activities include changes in the size or the composition of the company's share capital and costs attached to it, as well as raising loans, repayments of interest-bearing payables and payment of dividend to shareholders.

### **Cash and cash equivalents**

Cash and cash equivalents comprise cash and short-term securities with an insignificant price risk less shortterm bank loans