


DESITEK A/S
SUNEKÆR 8, 5471 SØNDERSØ
ANNUAL REPORT
1 JULY 2022 - 30 JUNE 2023

The Annual Report has been presented and
adopted at the Company's Annual General
Meeting on



Chairman - Thomas Dehn

CONTENTS

	Page
Company Details	
Company Details.....	3
Statement and Report	
Management's Statement.....	4
Independent Auditor's Report.....	5-6
Management Commentary	
Management Commentary.....	7
Financial Statements 1 July 2022 - 30 June 2023	
Income Statement.....	8
Balance Sheet.....	9-10
Equity.....	11
Notes.....	12-14
Accounting Policies.....	15-17

COMPANY DETAILS

Company	DESITEK A/S Sunekær 8 5471 Søndersø
	Website: www.desitek.dk/da E-mail: desitek@desitek.dk
	CVR No.: 12 57 35 45 Established: 1 November 1988 Municipality: Nordfyns Financial Year: 1 July 2022 - 30 June 2023
Board of Directors	Thomas Dehn, chairman Peter Lothar Rehn Thomas Michael Weißflog
Executive Board	Kim Holzendorff Hafjall Steen Jep Emming
Auditor	KPMG P/S Vesterballevej 27,2 7000 Fredericia

MANAGEMENT'S STATEMENT

Today the Board of Directors and Executive Board have discussed and approved the Annual Report of DESITEK A/S for the financial year 1 July 2022 - 30 June 2023.

The Annual Report is presented in accordance with the Danish Financial Statements Act.

In our opinion the Financial Statements give a true and fair view of the Company's assets, liabilities and financial position at 30 June 2023 and of the results of the Company's operations for the financial year 1 July 2022 - 30 June 2023.

The Management Commentary includes in our opinion a fair presentation of the matters dealt with in the Commentary.


We recommend the Annual Report be approved at the Annual General Meeting.

Søndersø, 7 November 2023

Executive Board




Kim Holzendorff Hafjall



Steen Jep Emming


Board of Directors



Thomas Dehn
Chairman



Peter Lothar Rehn



Thomas Michael Weißflog

INDEPENDENT AUDITOR'S REPORT

To the Shareholders of DESITEK A/S

Opinion

We have audited the Financial Statements of DESITEK A/S for the financial year 1 July 2022 - 30 June 2023, which comprise income statement, Balance Sheet, statement of changes in equity, notes and a summary of significant accounting policies. The Financial Statements are prepared in accordance with the Danish Financial Statements Act.

In our opinion, the Financial Statements give a true and fair view of the assets, liabilities and financial position of the Company at 30 June 2023 and of the results of the Company's operations for the financial year 1 July 2022 - 30 June 2023 in accordance with the Danish Financial Statements Act.

Basis for Opinion

We conducted our audit in accordance with International Standards on Auditing (ISAs) and the additional requirements applicable in Denmark. Our responsibilities under those standards and requirements are further described in the "Auditor's Responsibilities for the Audit of the Financial Statements" section of our report. We are independent of the Company in accordance with the International Ethics Standards Board for Accountants' International Code of Ethics for Professional Accountants (including International Independence Standards) (IESBA Code), together with the ethical requirements that are relevant to our audit of the financial statements in Denmark, and we have fulfilled our other ethical responsibilities in accordance with these requirements and the IESBA Code. We believe that the evidence we have obtained is sufficient and appropriate to provide a basis for our conclusion.

Management's Responsibilities for the Financial Statements

Management is responsible for the preparation of Financial Statements that give a true and fair view in accordance with the Danish Financial Statements Act and for such Internal control as Management determines is necessary to enable the preparation of Financial Statements that are free from material misstatement, whether due to fraud or error.

In preparing the Financial Statements, Management is responsible for assessing the Company's ability to continue as a going concern, disclosing, as applicable, matters related to going concern and using the going concern basis of accounting in preparing the Financial Statements unless Management either intends to liquidate the Company or to cease operations, or has no realistic alternative but to do so.

Auditor's Responsibilities for the Audit of the Financial Statements

Our objectives are to obtain reasonable assurance about whether the Financial Statements as a whole are free from material misstatement, whether due to fraud or error, and to issue an auditor's report that includes our opinion. Reasonable assurance is a high level of assurance, but is not a guarantee that an audit conducted in accordance with ISAs and the additional requirements applicable in Denmark will always detect a material misstatement when it exists. Misstatements can arise from fraud or error and are considered material if, individually or in the aggregate, they could reasonably be expected to influence the economic decisions of users taken on the basis of these Financial Statements.

As part of an audit conducted in accordance with ISAs and the additional requirements applicable in Denmark, we exercise professional judgment and maintain professional skepticism throughout the audit. We also:

- Identify and assess the risks of material misstatement of the Financial Statements, whether due to fraud or error, design and perform audit procedures responsive to those risks, and obtain audit evidence that is sufficient and appropriate to provide a basis for our opinion. The risk of not detecting a material misstatement resulting from fraud is higher than for one resulting from error as fraud may involve collusion, forgery, intentional omissions, misrepresentations, or the override of internal control.*
- Obtain an understanding of internal control relevant to the audit in order to design audit procedures that are appropriate in the circumstances, but not for the purpose of expressing an opinion on the effectiveness of the Company's internal control.*

INDEPENDENT AUDITOR'S REPORT

- *Evaluate the appropriateness of accounting policies used and the reasonableness of accounting estimates and related disclosures made by Management.*
- *Conclude on the appropriateness of Management's use of the going concern basis of accounting in preparing the Financial Statements and, based on the audit evidence obtained, whether a material uncertainty exists related to events or conditions that may cast significant doubt on the Company's ability to continue as a going concern. If we conclude that a material uncertainty exists, we are required to draw attention in our auditor's report to the related disclosures in the Financial Statements or, if such disclosures are inadequate, to modify our opinion. Our conclusions are based on the audit evidence obtained up to the date of our auditor's report. However, future events or conditions may cause the Company to cease to continue as a going concern.*
- *Evaluate the overall presentation, structure and contents of the Financial Statements, including the disclosures, and whether the Financial Statements represent the underlying transactions and events in a manner that gives a true and fair view.*

We communicate with those charged with governance regarding, among other matters, the planned scope and timing of the audit and significant audit findings, including any significant deficiencies in internal control that we identify during our audit.

Statement on Management Commentary

Management is responsible for Management Commentary.

Our opinion on the Financial Statements does not cover Management Commentary, and we do not express any form of assurance conclusion thereon.

In connection with our audit of the Financial Statements, our responsibility is to read Management Commentary and, in doing so, consider whether Management Commentary is materially inconsistent with the Financial Statements or our knowledge obtained during the audit, or otherwise appears to be materially misstated.

Moreover, it is our responsibility to consider whether Management Commentary provides the information required under the Danish Financial Statements Act.

Based on the work we have performed, we conclude that Management Commentary is in accordance with the Financial Statements and has been prepared in accordance with the requirements of the Danish Financial Statements Act. We did not identify any material misstatement of Management Commentary.

Fredericia, 7 November 2023

KPMG P/S
CVR no. 25 57 81 98



Nikolaj Møller Hansen
State Authorised Public Accountant
MNE no. mne33220

MANAGEMENT COMMENTARY

Principal activities

The Company is a sales and engineering company, which has specialized in the area; electrical plants and installations. Due to a very narrow contact to its parent company DEHN SE + Co KG as well as to its other suppliers, the Company draws on the highest international expert knowledge.

Financial review

The company's income statement for the year ended 30 June 2023 shows a profit of DKK 5.529.757, and the balance sheet at 30 June 2023 shows equity of DKK 30.873.568.

Significant events after the end of the financial year

No events have occurred after the end of the financial year of material importance for the Company's financial position.

INCOME STATEMENT 1 JULY - 30 JUNE

	Note	2022/23 DKK	2021/22 DKK
GROSS PROFIT		25.455.966	18.716.125
Staff costs.....	1	-17.788.148	-16.470.180
Depreciation, amortisation and impairment losses.....		-542.747	-583.667
OPERATING PROFIT		7.125.071	1.662.278
Other financial income.....	2	29.864	44.425
Other financial expenses.....	3	-49.767	-86.723
PROFIT BEFORE TAX		7.105.168	1.619.980
Tax on profit/loss for the year.....	4	-1.575.411	-364.030
PROFIT FOR THE YEAR		5.529.757	1.255.950
PROPOSED DISTRIBUTION OF PROFIT			
Proposed dividend for the year.....		2.000.000	0
Retained earnings.....		3.529.757	1.255.950
TOTAL		5.529.757	1.255.950

BALANCE SHEET AT 30 JUNE

ASSETS	Note	2023 DKK	2022 DKK
Land and buildings.....		5.552.174	5.716.730
Other plant, machinery tools and equipment.....		551.241	933.765
Property, plant and equipment.....	5	6.103.415	6.650.495
Other investments.....		10.500	10.500
Financial non-current assets.....	6	10.500	10.500
NON-CURRENT ASSETS.....		6.113.915	6.660.995
Raw materials and consumables.....		15.228.141	11.320.770
Inventories.....		15.228.141	11.320.770
Trade receivables.....		21.649.936	18.880.379
Other receivables.....		146.957	1.803
Prepayments.....		298.605	114.720
Receivables.....		22.095.498	18.996.902
Cash and cash equivalents.....		1.288.028	2.148.890
CURRENT ASSETS.....		38.611.667	32.466.562
ASSETS.....		44.725.582	39.127.557

BALANCE SHEET AT 30 JUNE

EQUITY AND LIABILITIES	Note	2023 DKK	2022 DKK
Share capital.....		500.000	500.000
Retained earnings.....		28.373.568	24.843.811
Proposed dividend.....		2.000.000	0
EQUITY.....		30.873.568	25.343.811
Provision for deferred tax.....	7	872.778	858.276
PROVISIONS.....		872.778	858.276
Corporation tax.....		1.558.480	376.574
Non-current liabilities.....	8	1.558.480	376.574
Trade payables.....		6.943.895	6.463.374
Payables to Group entities.....		2.082.891	3.157.772
Corporation tax payable.....		377.205	602.234
Other liabilities.....		2.016.765	2.325.516
Current liabilities.....		11.420.756	12.548.896
LIABILITIES.....		12.979.236	12.925.470
EQUITY AND LIABILITIES.....		44.725.582	39.127.557
Contingencies etc.	9		
Charges and securities	10		

EQUITY

	Share capital	Retained earnings	Proposed dividend	Total
Equity at 1 July 2022.....	500.000	24.843.811	0	25.343.811
Proposed profit allocation.....		3.529.757	2.000.000	5.529.757
Equity at 30 June 2023.....	500.000	28.373.568	2.000.000	30.873.568

NOTES

	2022/23 DKK	2021/22 DKK	Note
Staff costs			1
Average number of employees	27	25	
Wages and salaries.....	14.759.838	13.602.452	
Pensions.....	2.708.980	2.500.272	
Social security costs.....	30.221	197.051	
Other staff costs.....	289.109	170.405	
	17.788.148	16.470.180	
Other financial income			2
Other interest income.....	29.864	44.425	
	29.864	44.425	
Other financial expenses			3
Other interest expenses.....	49.767	86.723	
	49.767	86.723	
Tax on profit/loss for the year			4
Calculated tax on taxable income of the year.....	1.558.480	376.574	
Adjustment of tax in previous years.....	2.429	-1.879	
Adjustment of deferred tax.....	14.502	-10.665	
	1.575.411	364.030	
Property, plant and equipment			5
	Land and buildings	Other plant, machinery tools and equipment	
Cost at 1 July 2022.....	8.645.145	3.802.544	
Disposals.....	0	-52.000	
Cost at 30 June 2023.....	8.645.145	3.750.544	
Depreciation and impairment losses at 1 July 2022.....	2.928.415	2.868.779	
Reversal of depreciation of assets disposed of.....	0	-47.667	
Depreciation for the year.....	164.556	378.191	
Depreciation and impairment losses at 30 June 2023.....	3.092.971	3.199.303	
Carrying amount at 30 June 2023.....	5.552.174	551.241	

NOTES

		Note
Financial non-current assets		6
	Other investments	
Cost at 1 July 2022.....	10.500	
Cost at 30 June 2023.....	10.500	
Carrying amount at 30 June 2023.....	10.500	

Provision for deferred tax

The provision for deferred tax is related to differences between the carrying amount and tax value of securities, receivables, intangible and tangible fixed assets, including recognised finance lease contracts.

	2023 DKK	2022 DKK
Deferred tax, beginning of year.....	858.276	868.941
Deferred tax of the year, income statement.....	14.502	-10.665
Total.....	872.778	858.276

Long-term liabilities

	30/6 2023 total liabilities	Repayment next year	Debt outstanding after 5 years	30/6 2022 total liabilities
Corporation tax.....	1.558.480	0	0	376.574
	1.558.480	0	0	376.574

Contingencies etc.**Contingent liabilities**

Lease obligations

The company has entered into operating leases at the following amounts:

The remaining term of the leases is 1-48 months with an average monthly lease payment of DKK 43 thousand, totalling DKK 2.061 thousand.

NOTES**Note****Charges and securities****10**

As collateral for the Company's debt to credit institutions, a mortgage deed of DKK 5.000 thousand have been pledged in land and buildings, with a net asset value of DKK 5.552 thousand. The public land assessment of land and buildings at the annual regulations per 1 st October have been fixed since 2016 at DKK 7.200 thousand.

The company have a payment warranty of DKK 337 thousand.

ACCOUNTING POLICIES

The Annual Report of DESITEK A/S for 2022/23 has been presented in accordance with the provisions of the Danish Financial Statements Act for enterprises in reporting class B and certain provisions applying to reporting class C.

The Annual Report is prepared consistently with the accounting principles applied last year.

INCOME STATEMENT

Net revenue

Net revenue from the sale of merchandise and finished goods is recognised in the Income Statement if supply and risk transfer to purchaser has taken place before the end of the year and if the income can be measured reliably and is expected to be received.

Cost of sales

Cost of sales comprise costs incurred to achieve the net revenue for the year, including direct and indirect costs of raw materials and consumables.

Gross Profit

In pursuance of section 32 of the Danish Financial Statements Act, the company does not disclose its revenue

Other operating income

Other operating income includes items of a secondary nature in relation to the Group's and the Company's activities. In addition, profit from sale of intangible and tangible fixed assets as well as business interruption and conflict compensations are included. Compensations are recognised when the income is deemed to be realisable.

Other external expenses

Other external expenses include other production, sales, delivery and administrative costs, including costs of energy, marketing, premises, loss on bad debts, lease expenses, etc

Staff costs

Staff costs comprise wages and salaries, including holiday pay and pensions, and other costs of social security etc., for the Company's employees. Repayments from public authorities are deducted from staff costs.

Financial income and expenses

Financial income and expenses include interest income and expenses, financial expenses of finance leases, realised and unrealised gains and losses arising from securities, debt and transactions in foreign currencies, as well as charges and allowances under the tax-on-account scheme, etc. Financial income and expenses are recognised by the amounts that relate to the financial year. Interest income and expenses are calculated on amortised cost prices.

Tax

The tax for the year, which consists of the current tax for the year and changes in deferred tax, is recognised in the Income Statement by the share that may be attributed to the profit for the year, and is recognised directly in equity by the share that may be attributed to entries directly to equity.

ACCOUNTING POLICIES

BALANCE SHEET

Tangible fixed assets

Land and buildings, other plant, fixtures and equipment are measured at cost less accumulated depreciation and impairment losses.

The depreciation base is cost less estimated residual value after end of useful life.

The cost includes the acquisition price and costs incurred directly in connection with the acquisition until the time when the asset is ready to be used.

Straight-line depreciation is provided on the basis of an assessment of the expected useful lives of the assets and their residual value:

	Useful life	Residual value
Land and buildings.....	50 years	0 %
Other fixtures and fittings, tools, equipments.....	3-5 years	0 %

Profit or loss on sale of tangible fixed assets is stated as the difference between the sales price less selling costs and the carrying amount at the date of sale. Profit or loss is recognised in the Income Statement as other operating income or other operating expenses.

Financial non-current assets

Financial fixed assets include also other equity interests that are not expected to be disposed of. These are measured at cost because the equity interests are unlisted.

Impairment of fixed assets

The carrying amount of tangible assets together with fixed assets, which are not measured at fair value, are assessed annually for indications of impairment other than that reflected by amortisation and depreciation.

In the event of impairment indications, an impairment test is made for each asset or group of assets, respectively. If the recoverable amount is lower than the carrying amount, the asset is written down to the recoverable amount.

The recoverable amount is calculated at the higher of the capital value and the sales value less expected costs of a sale. The capital value is determined as the Company's share in the current value of the net cash flows which the subsidiary is expected to generate through its activities and from sale of assets after the end of their useful lives. A discount rate is used which reflects the risk-free market rate and the owners' minimum return on interest requirements for similar assets. The growth rate in the terminal period is determined in accordance with the standards within the industry.

Inventories

Inventories are measured at cost using the FIFO-principle. If the net realisable amount is lower than cost, the inventories are written down to the lower amount.

The cost of merchandise as well as raw materials and consumables is calculated at acquisition price with addition of transportation and similar costs.

The net realisable value of inventories is stated at the expected sales price less direct completion costs and costs incurred to execute the sale and is determined with due regard to marketability, obsolescence and development in expected sales price of the inventories.

ACCOUNTING POLICIES

Receivables

Receivables are measured at amortised cost which usually corresponds to nominal value. The value is written down to meet expected losses.

Write-down is made for bad debt losses where there is an objective indication that a receivable has been impaired. If there is an objective indication that an individual receivable has been impaired, write-down is made on an individual basis.

Write-down are calculated, as the difference between the carrying amount of receivables and the present value of forecast cash flows, including the realisable value of any collateral received. The effective interest rate for the individual receivable or portfolio is used as discount rate.

Prepayments

Prepayments comprise costs incurred concerning subsequent financial years.

Cash at bank and in hand

Cash at bank and in hand comprise cash.

Tax payable and deferred tax

Current tax liabilities and receivable current tax are recognised in the Balance Sheet as the calculated tax on the taxable income for the year, adjusted for tax on the taxable income for previous years and taxes paid on account.

Deferred tax is measured on the temporary differences between the carrying amount and the tax value of assets and liabilities.

Deferred tax assets, including the tax value of tax loss carryforwards, are measured at the amount at which the asset is expected to be used within a reasonable number of years, either by setoff against tax on future earnings or by setoff against deferred tax liabilities within the same legal tax entity.

Deferred tax is measured on the basis of the tax rules and tax rates that under the legislation in force on the Balance Sheet date will be applicable when the deferred tax is expected to crystallise as current tax. Any changes in the deferred tax resulting from changes in tax rates, are recognised in the income statement, except from items recognised directly in equity.

Liabilities

Financial liabilities are recognised at the time of borrowing by the amount of proceeds received less transaction costs. In subsequent periods, the financial liabilities are measured at amortised cost equal to the capitalised value when using the effective interest, the difference between the proceeds and the nominal value being recognised in the Income Statement over the loan period.

The amortised cost of current liabilities corresponds usually to the nominal value.