

# ADI Global Distribution Denmark A/S


Baldershøj 13-15, 2635, Ishøj, Denmark  
CVR No.10508894

*Annual Report for 1 January - 31 December 2019*

*The Annual Report was  
presented and adopted at the  
Annual General Meeting of the  
Company on 18 September  
2020.*

Adrian Paul Connell

Chairman of the general meeting

DocuSigned by:  
  
EBA8BD762B6F427...

# Contents

---

	<b>Page</b>
Management's Statement	1
Independent Auditor's Report	2-3
Company Information	4
Financial Highlights	5
Management's review	6
Accounting Policies	7-10
Income statement for the year ended 31 December	11
Balance sheet at 31 December	12-13
Statement of changes in Equity	14
Notes to the annual report	15-17

# Management's Statement

The Executive Board and Board of Directors have today considered and adopted the Annual Report of ADI Global Distribution Denmark A/S for the financial year 1 January - 31 December 2019.

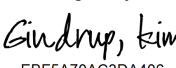
The Annual Report is prepared in accordance with the Danish Financial Statements Act.

In our opinion the Financial Statements give a true and fair view of the financial position at 31 December 2019 of the Company and of the results of the Company operations for 2019.

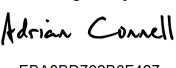
Further, in our opinion, the Management's review gives a fair review of the development in the Company's operations and financial matters and the results of the Company's operations and financial position. We recommend that the annual report be approved at the annual general meeting.

Copenhagen, 18 September 2020


## Executive Board

DocuSigned by:  
  
EBF5A70AC3DA406...  
Kim Koch Gindrup

## Board of Directors

DocuSigned by:  
  
EFA9BD762B6F427...  
Adrian Paul Connell  
**Chairman**

DocuSigned by:  
  
ED49D5FB8BC944B...  
Mette Hansen

DocuSigned by:  
  
EBF5A70AC3DA406...  
Kim Koch Gindrup

# Independent Auditor's Report

---

To the shareholder of ADI Global Distribution Denmark A/S

## Opinion

We have audited the financial statements of ADI Global Distribution Denmark A/S for the financial year 01.01.2019 - 31.12.2019, which comprise the income statement, balance sheet, statement of changes in equity and notes, including a summary of significant accounting policies. The financial statements are prepared in accordance with the Danish Financial Statements Act.

In our opinion, the financial statements give a true and fair view of the Entity's financial position at 31.12.2019 and of the results of its operations for the financial year 01.01.2019 - 31.12.2019 in accordance with the Danish Financial Statements Act.

## Basis for opinion

We conducted our audit in accordance with International Standards on Auditing (ISAs) and additional requirements applicable in Denmark. Our responsibilities under those standards and requirements are further described in the Auditor's responsibilities for the audit of the financial statements section of this auditor's report. We are independent of the Entity in accordance with the International Ethics Standards Board of Accountants' Code of Ethics for Professional Accountants (IESBA Code) and the additional requirements applicable in Denmark, and we have fulfilled our other ethical responsibilities in accordance with these requirements. We believe that the audit evidence we have obtained is sufficient and appropriate to provide a basis for our opinion.

## Management's responsibilities for the financial statements

Management is responsible for the preparation of financial statements that give a true and fair view in accordance with the Danish Financial Statements Act, and for such internal control as Management determines is necessary to enable the preparation of financial statements that are free from material misstatement, whether due to fraud or error.

In preparing the financial statements, Management is responsible for assessing the Entity's ability to continue as a going concern, for disclosing, as applicable, matters related to going concern, and for using the going concern basis of accounting in preparing the financial statements unless Management either intends to liquidate the Entity or to cease operations, or has no realistic alternative but to do so.

## Auditor's responsibilities for the audit of the financial statements

Our objectives are to obtain reasonable assurance about whether the financial statements as a whole are free from material misstatement, whether due to fraud or error, and to issue an auditor's report that includes our opinion. Reasonable assurance is a high level of assurance, but is not a guarantee that an audit conducted in accordance with ISAs and the additional requirements applicable in Denmark will always detect a material misstatement when it exists. Misstatements can arise from fraud or error and are considered material if, individually or in the aggregate, they could reasonably be expected to influence the economic decisions of users taken on the basis of these financial statements.

As part of an audit conducted in accordance with ISAs and the additional requirements applicable in Denmark, we exercise professional judgement and maintain professional scepticism throughout the audit. We also:

- Identify and assess the risks of material misstatement of the financial statements, whether due to fraud or error, design and perform audit procedures responsive to those risks, and obtain audit evidence that is sufficient and appropriate to provide a basis for our opinion. The risk of not detecting a material misstatement resulting from fraud is higher than for one resulting from error, as fraud may involve collusion, forgery, intentional omissions, misrepresentations, or the override of internal control.
- Obtain an understanding of internal control relevant to the audit in order to design audit procedures that are appropriate in the circumstances, but not for the purpose of expressing an opinion on the effectiveness of the Entity's internal control.
- Evaluate the appropriateness of accounting policies used and the reasonableness of accounting estimates and related disclosures made by Management.
- Conclude on the appropriateness of Management's use of the going concern basis of accounting in preparing the financial statements, and, based on the audit evidence obtained, whether a material uncertainty exists related to events or conditions that may cast significant doubt on the Entity's ability to continue as a going concern. If we conclude that a material uncertainty exists, we are required to draw attention in our auditor's report to the related disclosures in the financial statements or, if such disclosures are inadequate, to modify our opinion. Our conclusions are based on the audit evidence obtained up to the date of our auditor's report. However, future events or conditions may cause the Entity to cease to continue as a going concern.
- Evaluate the overall presentation, structure and content of the financial statements, including the disclosures in the notes, and whether the financial statements represent the underlying transactions and events in a manner that gives a true and fair view.

We communicate with those charged with governance regarding, among other matters, the planned scope and timing of the audit and significant audit findings, including any significant deficiencies in internal control that we identify during our audit.

**Statement on the management commentary**

Management is responsible for the management commentary.

Our opinion on the financial statements does not cover the management commentary, and we do not express any form of assurance conclusion thereon.

In connection with our audit of the financial statements, our responsibility is to read the management commentary and, in doing so, consider whether the management commentary is materially inconsistent with the financial statements or our knowledge obtained in the audit or otherwise appears to be materially misstated.

Moreover, it is our responsibility to consider whether the management commentary provides the information required under the Danish Financial Statements Act.

Based on the work we have performed, we conclude that the management commentary is in accordance with the financial statements and has been prepared in accordance with the requirements of the Danish Financial Statements Act. We did not identify any material misstatement of the management commentary.

Copenhagen, 18 September 2020

**Deloitte**

Statsautoriseret Revisionspartnerselskab  
Central Business Registration No: 33963556

Jan Larsen  
State Authorised Public Accountant  
MNE-number: mne16541

## Company Information

---

The company	<p>ADI Global Distribution Denmark A/S Baldershøj 13-15, 2635, Ishøj, Denmark</p> <p>Telephone: +45 43 24 56 00 Telefax: +45 43 24 56 01 E-mail address: info.dk@adiglobal.com Website: www.adiglobal.com/dk</p> <p>CVR No.10508894 Established: 13/11/1986</p> <p>Financial period: 1 January - 31 December Municipality of reg. office: Ishøj, Denmark</p>
Board of Directors	<p>Adrian Paul Connell, Chairman Mette Hansen Kim Koch Gindrup</p>
Executive Board	<p>Kim Koch Gindrup</p>
Auditors	<p>Deloitte Statsautoriseret Revisionspartnerselskab Weidekampsgade 6, 2300 Copenhagen S</p>
Bankers	<p>Danske Bank A/S Holmens Kanal 2-12 1092 Copenhagen</p>
Lawyers	<p>Moltke-Leth Amaliegade, 12, 1256 Copenhagen K</p>

## Financial Highlights

---

Seen over a five-year period, the development of the Company is described by the following financial highlights:

<b>Key figures</b>	<b>2019</b>	<b>2018</b>	<b>2017</b>	<b>2016</b>	<b>2015</b>
	<i>TDKK</i>	<i>TDKK</i>	<i>TDKK</i>	<i>TDKK</i>	<i>TDKK</i>
<b>Profit/loss</b>					
Gross Profit	18,041	15,081	17,188	15,509	10,503
Operating Loss	(7,150)	(5,575)	(2,946)	(5,101)	(7,291)
Net financial income/expense	(532)	(220)	460	(244)	(926)
Net loss for the year	(7,515)	(13,570)	(1,940)	(4,175)	(6,053)
<b>Balance sheet</b>					
Total Assets	72,067	76,414	57,698	50,866	54,578
Investment in property, plant and equipment	0	2,024	264	391	1,583
Equity	(14,212)	(6,697)	6,873	(4,475)	(300)
<b>Financial ratios %</b>					
Return on assets	-9.6%	-8.3%	-5.4%	-9.7%	-15.0%
Solvency ratio	-19.7%	-8.8%	11.9%	-8.8%	-0.5%
Return on equity	N/A	N/A	-161.8%	N/A	-222.0%

*The financial ratios are calculated in accordance with the Danish Society of Financial Analysts' recommendations and guidelines. For definitions, please see the accounting policies.*

## Management's review

---

### Principal activity

The Company's principal activities comprise trade in electronic safety and security products as well as design of electronic safety and security systems.

### Financial review

The income statement of the Company for 2019 shows a loss of DKK -7,515 thousand (2018: loss of DKK -13,570 thousand), and at 31 December 2019 the balance sheet of the Company shows equity of DKK -14,212 thousand (2018: DKK -6,697 thousand).

### Outlook

The safety and security Market expect to remain stable which will lead to the financials of the company remain stable.

### Basis of earnings

### External environment

ADI Global Distribution Denmark A/S' activities do not include actual production and all waste disposal is made in accordance with the regulations of the respective local authorities.

### Uncertainty relating to recognition and measurement

ADI Global Distribution Denmark A/S Systems abides with the Resideo Technologies, Inc.'s strong financial and ethical controls and undertakes both Internal Financial and External SOX compliance audits to minimize any revenue recognition issues. Stringent controls remain in place and are reviewed annually, including FCPA training which is established as a mandatory requirement for all company employees.

### Knowledge resources

The Company's business foundation states that all core products must be accompanied by Danish manuals and requires that customers must be able to obtain technical support, training, etc. according to need. This means high requirements as to knowledge resources among our employees.

To ensure the continuous ability to provide these services it is essential that the Company is able to recruit and retain employees with extensive professional qualifications in electronics and IT.

### Special risks – operating risks and financial risks

Price risks- The Company is not subject to any significant price risks.

*Foreign currency risks-* Due to activities abroad, profit, cash flows and equity are affected by the development in exchange rates for a number of currencies.

*Interest rate risks-* The Company does not have any significant interest-bearing debt and therefore the interest level will not have any significant impact on earnings. Accordingly, no interest-rate instruments are entered to hedge interest-rate risks.

### Subsequent events

Subsequent to December 31, 2019, the World Health Organization declared the novel coronavirus outbreak a public health emergency. We have a significant supplier base in China affected by the outbreak, and the reduction in parts supply will affect our plants in Europe. The effects of the novel coronavirus on our suppliers and our operations may have a significant adverse impact on our revenues and profitability at least through the second quarter of 2020.

### Going Concern

The board confirms the going concern assumption and the financial statements have been prepared accordingly. The entity benefits from an engagement of the group to provide any required financial support for the full exercise 2019/20



## Accounting Policies

---

### Basis of accounting

Financial Statements of ADI Global Distribution Denmark A/S for 2019 has been prepared in accordance with the provisions of the Danish Financial Statements Act applying to enterprises of reporting class C. (medium sized).

The accounting policies applied remain unchanged from last year.

Financial Statements for 2019 are presented in TDKK.

### Omission of consolidated financial statement

In accordance with section 112 (1) of the Danish Financial Statements Act, the Company has not prepared consolidated financial statements. The Company is included in the consolidated financial statements of Resideo Technologies Inc.

### Omission of a cash flow statement

With reference to section 86 of the Danish Financial Statements Act, Cash Flow Statement has not been prepared for the Company as it is included in the Consolidated Financial Statement of Resideo Technologies, Inc.. The Financial Statement for the Resideo Group can be obtained at Resideo Technologies Inc; [www.resideo.com](http://www.resideo.com); 251 Little Falls Drive , Wilmington DE 19808, United States. The company will ensure that consolidated financial statement of Resideo Technologies, Inc. will be available to public before the company's result are being publicized.

### Recognition and measurement

The Financial Statements have been prepared under the historical cost method.

Revenues are recognised in the income statement as earned. Furthermore, value adjustments of financial assets and liabilities measured at fair value or amortised cost are recognised. Moreover, all expenses incurred to achieve the earnings for the year are recognised in the income statement.

Assets are recognised in the balance sheet when it is probable that future economic benefits attributable to the asset will flow to the Company, and the value of the asset can be measured reliably. Liabilities are recognised in the balance sheet when it is probable that future economic benefits will flow out of the Company, and the value of the liability can be measured reliably.

Assets and liabilities are initially measured at cost. Subsequently, assets and liabilities are measured as described for each item below. Recognition and measurement take into account predictable losses and risks occurring before the presentation of the Annual Report which confirm or invalidate affairs and conditions existing at the balance sheet date.

Danish kroner is used as the measurement currency. All other currencies are regarded as foreign currencies.

### Translation policies

Transactions in foreign currencies are translated at the exchange rates at the dates of transaction. Gains and losses arising due to differences between the transaction date rates and the rates at the dates of payment are recognised in financial income and expenses in the income statement. Where foreign exchange transactions are considered hedging of future cash flows, the value adjustments are recognised directly in equity.

Receivables, payables and other monetary items in foreign currencies that have not been settled at the balance sheet date are translated at the exchange rates at the balance sheet date. Any differences between the exchange rates at the balance sheet date and the transaction date rates are recognised in financial income and expenses in the income statement.

### Income Statement

#### Revenue

Revenue from the sale of goods for resale and finished goods is recognised in the income statement when delivery and transfer of risk to the buyer have been made before year end.

Revenue is recognised exclusive of VAT and net of discounts relating to sales.

A sale is considered completed when:

- delivery has taken place before the end of the financial year,
- a binding sales agreement has been entered into,
- the sales price has been determined, and payment has been received or it is reasonably certain that payment will be received.

# Accounting Policies

---

## Gross profit

Pursuant to section 32 of the Danish Financial Statements Act, revenue is not disclosed in the annual report.

## Cost of sales

Cost of sales comprises costs incurred to achieve revenue for the year. Cost comprises raw materials, consumables, direct labour costs and indirect production costs such as maintenance and depreciation, etc, as well as operation and administration.

## Staff costs

Staff costs comprise wages and salaries as well as related costs.

## Depreciation/amortisation and impairment losses

Depreciation, amortisation and impairment losses comprise depreciation for the year on property, plant and equipment, amortisation of intangible assets and impairment losses.

## Financial income and expenses

Financial income and expenses are recognised in the income statement at the amounts relating to the financial year. Financial income and financial expenses comprise interest, realised and unrealised exchange rate adjustments as well as value adjustment of securities.

## Profit/loss from investments in subsidiaries

The item includes dividend received from subsidiaries in so far as the dividend does not exceed the accumulated earnings in the subsidiary in the period of ownership.

The item includes impairment losses based on impairment test.

## Tax on profit/loss for the year

Tax for the year consists of current tax for the year and changes in deferred tax for the year. The tax attributable to the profit for the year is recognised in the income statement, whereas the tax attributable to equity transactions is recognised directly in equity.

Changes in deferred tax due to changes in the tax rate are recognised in the income statement.

## Balance Sheet

### Non-current assets

#### Property, plant and equipment

Property, plant and equipment are measured at cost less accumulated depreciation and less any accumulated impairment losses. Cost comprises the cost of acquisition and expenses directly related to the acquisition up until the time when the asset is ready for use. In the case of assets of own construction, cost comprises direct and indirect expenses for labour, materials, components and sub-suppliers.

Interest expenses on loans raised specifically to finance the manufacture of property, plant and equipment are recognised in cost over the manufacturing period. All indirectly attributable borrowing costs are recognised in the income statement.

Depreciation based on cost reduced by any residual value is calculated on a straight—line basis over the expected useful lives of the assets, which are:

Other fixtures and fittings, tools and equipment	3-16 Years
--	------------

Assets costing less than DKK 12,600 are expensed in the year of acquisition.

## Accounting Policies

---

### Write-down of non-current assets

The carrying amount of property, plant and equipment is subject to an annual test for indications of impairment other than the decrease in value reflected by depreciation. If this is the case, an impairment test is made in order to determine whether the recoverable amount is lower than the carrying amount, and a write-down is made to this lower value.

The recoverable amount for the asset concerned is made up as the higher of the net selling price and the net present value. If it is not possible to determine the recoverable amount for individual assets, the assets are assessed jointly in the smallest identifiable group of assets to determine a reliable recoverable amount.

Assets for which no separate value in use can be determinable, as the asset does not in itself generate any future cash flows, are subject to review for impairment together with the group of assets to which they belong.

### Investments in subsidiaries

Investments in subsidiaries are measured at cost. Where cost exceeds the recoverable amount, write-down is made to this lower value.

### Financial assets

Deposits comprises rent deposits, which are recognized and measured at cost price. There are no depreciation on deposits.

### Current assets

#### Inventories

Inventories are measured at the lower of cost under the [FIFO/ Average cost] (Select one) method and net realisable value. The net realisable value of inventories is calculated at the amount expected to be generated by sale in the process of normal operations with deduction of selling expenses and costs of completion. The net realisable value is determined allowing for marketability, obsolescence and development in expected sales sum.

Goods for resale and raw materials and consumables are measured at cost, comprising purchase price plus delivery costs.

#### Receivables

Receivables are measured in the balance sheet at the lower of amortised cost and net realisable value, which corresponds to nominal value less provisions for bad debts. Provisions for bad debts are determined on the basis of an individual assessment of each receivable, and in respect of trade receivables, a general provision is also made based on the Company's experience from previous years.

Exchange rate adjustments of long-term loans to group enterprises are taken to equity, as these loans are considered "equity" loans.

#### Prepayments

Prepayments comprise prepaid expenses concerning rent, insurance premiums, subscriptions and interest.

#### Cash at hand and in bank

Cash at hand and in bank includes cash and cash equivalents

#### Equity and liability

##### Dividend

Dividend distribution proposed by Management for the year is disclosed as a separate equity item.

##### Provisions

Provisions are recognised when - in consequence of an event occurred before or on the balance sheet date - the Company has a legal or constructive obligation and it is probable that economic benefits must be given up to settle the obligation.

## Accounting Policies

---

### Deferred tax assets and liabilities

Deferred income tax is measured using the balance sheet liability method in respect of temporary differences arising between the tax bases of assets and liabilities and their carrying amounts for financial reporting purposes on the basis of the intended use of the asset and settlement of the liability, respectively.

Deferred tax assets, including the tax base of tax loss carry forwards, are measured at the value at which the asset is expected to be realised, either by elimination in tax on future earnings or by set-off against deferred tax liabilities within the same legal tax entity.

Deferred tax is measured on the basis of the tax rules and tax rates that will be effective under the legislation at the balance sheet date when the deferred tax is expected to crystallise as current tax. Any changes in deferred tax due to changes to tax rates are recognised in the income statement.

### Corporation tax receivables and liabilities

Current tax liabilities and receivables are recognised in the balance sheet as the expected taxable income for the year adjusted for tax on taxable incomes for prior years and tax paid on account. Extra payments and repayment under the on- account taxation scheme are recognised in the income statement in financial income and expenses.

### Financial debts

Fixed-interest loans, such as mortgage loans and loans from credit institutions, are recognised at the time of borrowing at the proceeds received, net of transaction costs incurred. In subsequent periods, the loans are measured at amortised cost. Accordingly, the difference between the proceeds and the nominal value is recognised as interest expense in the income statement over the term of the loan.

Other debts are measured at amortised cost, substantially corresponding to nominal value.

### Financial Highlights

#### Definition of financial ratios

Return on assets	$\frac{\text{Profit from operating activities} \times 100}{\text{Average assets}}$
Solvency ratio	$\frac{\text{Equity at year end} \times 100}{\text{Equity and liabilities at year end}}$
Return on equity	$\frac{\text{Profit for the year after tax} \times 100}{\text{Average equity}}$

# Income Statement

for the year ended 31 December 2019

	Notes	2019	2018
		TDKK	TDKK
<b>Gross profit</b>		<b>18,041</b>	<b>15,081</b>
Staff costs	2	-24,301	-19,776
Depreciation, amortization and impairment of tangible assets	3	-890	-880
<b>Operating loss</b>		<b>-7,150</b>	<b>-5,575</b>
Income from investments in group enterprises	6	0	-7,775
Financial Expenses	4	-532	-220
<b>Loss before tax</b>		<b>-7,682</b>	<b>-13,570</b>
Tax benefit/(expense) for the year	5	167	0
<b>Loss for the year</b>		<b>-7,515</b>	<b>-13,570</b>

# Balance Sheet

at 31 December 2019

	Notes	2019	2018
		TDKK	TDKK
<b>ASSETS</b>			
<b>Non-current assets</b>			
<b>Property, plant and equipment</b>			
Other fixtures and fittings, tools and equipment	3	1,438	2,328
<b>Total property, plant and equipment</b>		<b>1,438</b>	<b>2,328</b>
<b>Financial assets</b>			
Investments in subsidiaries	6	9,075	9,075
Deposits	7	875	875
<b>Total financial assets</b>		<b>9,950</b>	<b>9,950</b>
<b>Total non-current assets</b>		<b>11,388</b>	<b>12,278</b>
<b>Current assets</b>			
<b>Inventories</b>			
Finish goods and goods for resale		18,224	20,251
<b>Total inventories</b>		<b>18,224</b>	<b>20,251</b>
<b>Receivables</b>			
Trade receivables		28,700	22,883
Receivables from subsidiaries		6,319	5,946
Deferred tax assets		94	0
Corporation tax receivable		1,487	1,487
Other receivables		1,826	509
Prepayments	8	460	176
<b>Total receivables</b>		<b>38,886</b>	<b>31,001</b>
<b>Cash at hand and in bank</b>		<b>3,569</b>	<b>12,884</b>
<b>Total current assets</b>		<b>60,679</b>	<b>64,136</b>
<b>TOTAL ASSETS</b>		<b>72,067</b>	<b>76,414</b>

# Balance Sheet

at 31 December 2019

	Notes	<b>2019</b>	<b>2018</b>
		TDKK	TDKK
<b>EQUITY AND LIABILITIES</b>			
<b>Equity</b>			
Share capital		500	500
Retained earnings		-14,712	-7,197
<b>Total Equity</b>		<b>-14,212</b>	<b>-6,697</b>
<b>Non-current liabilities</b>			
Accrued holiday allowance		546	0
<b>Total Non-current liabilities</b>		<b>546</b>	<b>0</b>
<b>Provisions</b>			
Other provisions		3	96
<b>Total provisions</b>		<b>3</b>	<b>96</b>
<b>Current liabilities</b>			
Trade payables		22,997	13,036
Payables to group enterprises		54,748	63,489
Deferred tax liability		0	72
Other payables		7,985	6,418
<b>Total current liabilities</b>		<b>85,730</b>	<b>83,015</b>
<b>Total liabilities</b>		<b>86,279</b>	<b>83,111</b>
<b>TOTAL EQUITY AND LIABILITIES</b>		<b>72,067</b>	<b>76,414</b>
Contingent assets, liabilities and other financial obligations	9		
Related parties and ownership	10		
Appropriation of profit/loss	11		

## Statement of Changes in Equity

at 31 December 2019

	<b>Share capital</b>	<b>Retained earnings</b>	<b>Total</b>
	TDKK	TDKK	TDKK
Equity at 1 January 2019	500	-7,197	-6,697
Net profit / loss for the year	0	-7,515	-7,515
<b>Equity at 31 December 2019</b>	<b>500</b>	<b>-14,712</b>	<b>-14,212</b>

	<b>Number</b>	<b>Nominal Value</b>
		<i>TDKK</i>
Shares at TDKK 500	1,000	500
		<b>500</b>

There have been no changes in the share capital during the last 5 years.



# Notes to the annual report

at 31 December 2019

## 1 Event after balance sheet date

Subsequent to December 31, 2019, the World Health Organization declared the novel coronavirus outbreak a public health emergency. We have a significant supplier base in China affected by the outbreak, and the reduction in parts supply will affect our plants in Europe. The effects of the novel coronavirus on our suppliers and our operations may have a significant adverse impact on our revenues and profitability at least through the second quarter of 2020.

## 2 Staff expenses

	<b>2019</b>	<b>2018</b>
	TDKK	TDKK
Wages and salaries	22,843	18,426
Pensions	1,195	1,101
Other social security expenses	263	249
	<b>24,301</b>	<b>19,776</b>
Average number of employees	31	30

Pursuant to Section 98 (b) (3) of the Danish Financial Statements Act, remuneration of the Executive Board has not been disclosed.

## 3 Property, Plant and Equipment

	<b>Other fixtures and fittings, tools and equipment</b>
	TDKK
Cost at 1 January 2019	5,639
Cost at 31 December 2019	<b>5,639</b>
Depreciations and impairment losses at 1 January 2019	3,311
Depreciation for the year	890
Depreciations and impairment losses at 31 December 2019	<b>4,201</b>
<b>Carrying amount at 31 December 2019</b>	<b>1,438</b>

## 4 Finance expenses

	<b>2019</b>	<b>2018</b>
	TDKK	TDKK
Interest paid to group enterprises	0	21
Exchange adjustments, expenses	462	149
Other financial expenses	70	50
	<b>532</b>	<b>220</b>

There is no interest paid to group enterprises in current year.

## 5 Tax on profit / loss for the year

	<b>2019</b>	<b>2018</b>
	TDKK	TDKK
Current tax for the year	0	0
Deferred tax for the year	-167	0
	<b>-167</b>	<b>0</b>
Deferred tax at 1 January	72	72
Adjustment of the deferred tax charge for the year	-167	0
<b>Deferred tax at 31 December</b>	<b>-95</b>	<b>72</b>

No on-account tax was paid during the financial year.

# Notes to the annual report

at 31 December 2019

## 6 Investments in subsidiaries 2019 TDKK

### Cost

Balance at 1 January 2019	16,850
<b>Balance at 31 December 2019</b>	<b>16,850</b>

### Impairment losses

Balance at 1 January 2019	-7,775
<b>Balance at 31 December 2019</b>	<b>-7,775</b>

**Carrying amount at 31 December 2019** **9,075**

<i>Name</i>	<i>Registered office</i>	<i>Financial Results</i>	<i>Equity</i>	<i>Voting shares and ownership</i>
ADI Global Distribution AB	Sweden	- TSEK 195	TSEK 12,294	100%
ADI Global Distribution Finland Oy	Finland	- T. EUR 147	- T. EUR 74	100%

The equity and results are presented for the latest approved annual report of 2019. The share capital of ADI Global Distribution Finland Oy was written off to DKK 0 in 2008 and of ADI Global Distribution AB was written off by TDKK 7,775 to TDKK 9,075 in 2018.

## 7 Deposits 2019 TDKK

Cost at 1 January 2019	875
<b>Cost at 31 December 2019</b>	<b>875</b>

**Carrying amount at 31 December 2019** **875**

## 8 Prepayments

Prepayments include rent paid in advance.

## 9 Contingent assets, liabilities and other financial obligations

	2019	2018
	TDKK	TDKK

Lease obligations under operating leases. Total future lease payments:

Within 1 year	1,064	938
Between 1 and 5 years	637	224
	<b>1,701</b>	<b>1,162</b>
<b>Lease obligations, period of non-terminability 12 months</b>	<b>1,064</b>	<b>938</b>

There are no contingent liabilities in the current year.

The Company is jointly taxed with all other Danish companies in the Resideo group. As a consolidated entity, the Company has unlimited and joint liability together with the other companies under joint taxation for Danish corporation tax and withholding tax on dividends, interest and royalties within the jointly taxed companies.

# Notes to the annual report

at 31 December 2019

## 10 Related parties and ownership

### Transactions

The company's related parties are Resideo group and its subsidiaries. With reference to section 98 C (7) of the Danish Financial Statements Act, the company has chosen only to disclose transactions with related parties not carried through on normal market terms. All transactions between the related parties are based on arms-length term. The type of transactions with the related parties can be specified as buying and selling of components,

### Consolidated Financial Statements

The Company is owned 100% by ADI-Gardiner EMEA Ltd., which is owned by ADI Gardiner Holdings Ltd, which eventually rolls up to Pittway Homes Systems SL (Spain) and ADI Global Distribution Denmark A/S is included in the Group Annual Report as a subsidiary. Pittway Homes System S.L. (Spain) is eventually owned by Resideo Technologies Inc.

<b>Controlling interest</b>	<b>Registered address</b>	<b>Basis</b>
ADI-Gardiner EMEA Ltd.	Unit 6 Broadgate, Oldham Broadway Business Park, Chadderton, Oldham, OL9 9XA, United Kingdom	Parent

The company's financial statements are included by full consolidation in the financial statements of Resideo Technologies Inc., a company registered in the USA, which is the smallest and largest group to consolidate these financial statements. The financial statements of Resideo Technologies Inc. are publicly available and can be obtained from Resideo technologies Inc. 251 Little Falls Drive , Wilmington DE 19808, United States.

## 11 Appropriation of profit/loss

### Recommended appropriation of profit/loss

Transferred to reserves under equity

	<b>2019</b>	<b>2018</b>
	<i>TDKK</i>	<i>TDKK</i>
	-7,515	-13,570
	<b>-7,515</b>	<b>-13,570</b>