

**MOTOROLA SOLUTIONS
DANMARK A/S
Annual Report for the period
01.01.2020 - 31.12.2020**

**Sydvestvej 15
2600 Glostrup**

CVR-No.: 10 29 08 13

Approved on the company's ordinary shareholder meeting 29 June 2021

As chairman



Henrik Blume

CONTENTS

Page

Declarations

Statement by the Board of Directors and the Executive Board	3
Independent auditor's report	4-5

Management's review

Company details	6
Financial highlights	7
Operating review	8-9

Financial statements for the period 1 January - 31 December

Income statements	10
Balance sheet	11-12
Equity statement	13
Notes to the financial statements	14-21

Declarations

Statement by the Board of Directors and the Executive Board

The Board of Directors and the Executive Board have today discussed and approved the annual report of Motorola Solutions Danmark A/S for the financial year 1 January – 31 December 2020.

The annual report has been prepared in accordance with the Danish Financial Statements Act.

It is our opinion that the financial statements give a true and fair view of the Company's assets, liabilities and financial position at 31 December 2020 and of the results of the Company's operations for the financial year 1 January – 31 December 2020.

In our opinion, the Management's review gives a fair review of the development in the Company's operations and financial matters and of the results of the Company's operations and its financial position.

We recommend that the annual report be approved at the annual general meeting.


Glostrup, 29 June 2021

Executive Board:



Michael Kaae

Board of Directors:



Henrik Blume
Chairman



Daniel Pekofske



Michael Kaae



Brian Larsen
Elected by the employees



Steen Petersen
Elected by the employees

Independent auditors' report

To the shareholders of Motorola Solutions Danmark A/S

Opinion

In our opinion, the Financial Statements give a true and fair view of the financial position of the Company at 31 December 2020, and of the results of the Company's operations for the financial year 1 January - 31 December 2020 in accordance with the Danish Financial Statements Act.

We have audited the Financial Statements of Motorola Solutions Danmark A/S for the financial year 1 January - 31 December 2020, which comprise income statement, balance sheet, statement of changes in equity and notes, including a summary of significant accounting policies ("Financial Statements").

Basis for Opinion

We conducted our audit in accordance with International Standards on Auditing (ISAs) and the additional requirements applicable in Denmark. Our responsibilities under those standards and requirements are further described in the Auditor's Responsibilities for the Audit of the Financial Statements section of our report. We are independent of the Company in accordance with the International Ethics Standards Board for Accountants' Code of Ethics for Professional Accountants (IESBA Code) and the additional requirements applicable in Denmark, and we have fulfilled our other ethical responsibilities in accordance with these requirements. We believe that the audit evidence we have obtained is sufficient and appropriate to provide a basis for our opinion.

Statement on Management's Review

Management is responsible for Management's Review.

Our opinion on the Financial Statements does not cover Management's Review, and we do not express any form of assurance conclusion thereon.

In connection with our audit of the Financial Statements, our responsibility is to read Management's Review and, in doing so, consider whether Management's Review is materially inconsistent with the Financial Statements or our knowledge obtained during the audit, or otherwise appears to be materially misstated.

Moreover, it is our responsibility to consider whether Management's Review provides the information required under the Danish Financial Statements Act.

Based on the work we have performed, in our view, Management's Review is in accordance with the Financial Statements and has been prepared in accordance with the requirements of the Danish Financial Statements Act. We did not identify any material misstatement in Management's Review.

Management's Responsibilities for the Financial Statements

Management is responsible for the preparation of Financial Statements that give a true and fair view in accordance with the Danish Financial Statements Act, and for such internal control as Management determines is necessary to enable the preparation of Financial Statements that are free from material misstatement, whether due to fraud or error.

In preparing the Financial Statements, Management is responsible for assessing Motorola Solutions Danmark A/S' ability to continue as a going concern, disclosing, as applicable, matters related to going concern and using the going concern basis of accounting in preparing the Financial Statements unless Management either intends to liquidate Motorola Solutions Danmark A/S' or to cease operations, or has no realistic alternative but to do so.

Auditor's Responsibilities for the Audit of the Financial Statements

Our objectives are to obtain reasonable assurance about whether the Financial Statements as a whole are free from material misstatement, whether due to fraud or error, and to issue an auditor's report that includes our opinion. Reasonable assurance is a high level of assurance, but is not a guarantee that an audit conducted in accordance with ISAs and the additional requirements applicable in Denmark will always detect a material misstatement when it exists. Misstatements can arise from fraud or error and are considered material if, individually or in the aggregate, they could reasonably be expected to influence the economic decisions of users taken on the basis of these Financial Statements.


Independent auditors' report


As part of an audit conducted in accordance with ISAs and the additional requirements applicable in Denmark, we exercise professional judgment and maintain professional skepticism throughout the audit. We also:

- Identify and assess the risks of material misstatement of the Financial Statements, whether due to fraud or error, design and perform audit procedures responsive to those risks, and obtain audit evidence that is sufficient and appropriate to provide a basis for our opinion. The risk of not detecting a material misstatement resulting from fraud is higher than for one resulting from error as fraud may involve collusion, forgery, intentional omissions, misrepresentations, or the override of internal control.
- Obtain an understanding of internal control relevant to the audit in order to design audit procedures that are appropriate in the circumstances, but not for the purpose of expressing an opinion on the effectiveness of the Company's internal control.
- Evaluate the appropriateness of accounting policies used and the reasonableness of accounting estimates and related disclosures made by Management.
- Conclude on the appropriateness of Management's use of the going concern basis of accounting in preparing the Financial Statements and, based on the audit evidence obtained, whether a material uncertainty exists related to events or conditions that may cast significant doubt on the Company's ability to continue as a going concern. If we conclude that a material uncertainty exists, we are required to draw attention in our auditor's report to the related disclosures in the Financial Statements or, if such disclosures are inadequate, to modify our opinion. Our conclusions are based on the audit evidence obtained up to the date of our auditor's report. However, future events or conditions may cause the Company to cease to continue as a going concern.
- Evaluate the overall presentation, structure and contents of the Financial Statements, including the disclosures, and whether the Financial Statements represent the underlying transactions and events in a manner that gives a true and fair view.

We communicate with those charged with governance regarding, among other matters, the planned scope and timing of the audit and significant audit findings, including any significant deficiencies in internal control that we identify during our audit.

Hellerup, 29 June 2021
PricewaterhouseCoopers
Statsautoriseret Revisionspartnerselskab
CVR no.: 33 77 12 31


Bo Schou-Jacobsen
State Authorised Public Accountant
mne 28703


Anders Røjleskov
State Authorised Public Accountant
mne 28699

Management's review

Company details

Motorola Solutions Danmark A/S
Sydvestvej 15
2600 Glostrup

Telephone: 43 48 80 00

CVR No.: 10 29 08 13
Established: 14-05-1968
Registered office: Glostrup
Financial year: 01,01 - 31,12

Board of Directors

Henrik Blume - Chairman
Daniel Pekofske
Michael Kaac
Brian Larsen
Steen Petersen

Executive Board

Michael Kaac

Auditors

PricewaterhouseCoopers
Statsautoriseret Revisionspartnerselskab
Strandvejen 44
2900 Hellerup
CVR no.: 33 77 12 31

Management's review

Financial highlights

DKKm	2020	2019	2018	2017	2016
Principal figures					
Revenue	151.9	156.2	141.7	142.6	136.8
Ordinary operating profit	7.6	8.8	6.9	6.7	7
Net from financial income and expenses	-0.2	-0.1	0.3	-1.4	0.9
Profit for the year	5.6	6.7	5.6	4.1	6.1
Non-current assets					
Investments in property, plant and equipment	5.5	0.0	0.2	0	0.1
Current assets					
Total assets	99.4	91.5	79.4	67.7	79.6
Share capital	10	10	10	10	10
Equity					
Non-current liabilities other than provisions	0	3.3	0.1	0.1	0.1
Current liabilities other than provisions	53.4	47.9	45.6	39.8	40.8
Financial Ratio					
Operating margin	5	5.6	4.9	4.7	5.1
Return on invested capital	76	88	69	67	70
Gross margin	33.3	36.6	34.0	31.8	29.1
Current ratio	174.8	183.7	167.5	162.2	182.6
Solvency ratio	46.2	44	42.3	40.5	48.5
Return on equity	13.0	18.1	18.3	12.2	14.1
Average number of employees					
	136	122	119	111	109

Financial ratios are calculated in accordance with the Danish Society of Financial Analysts' Guideline's on the calculation of financial ratios "Recommendations and Financial Ratios 2019".

Definitions

Operating margin	$\frac{\text{Operating profit} \times 100}{\text{Revenue}}$
Return on invested capital	$\frac{\text{Operating profit} \times 100}{\text{Average invested capital}}$
Gross margin	$\frac{\text{Gross profit} \times 100}{\text{Revenue}}$
Current ratio	$\frac{\text{Current assets} \times 100}{\text{Current liabilities}}$
Solvency ratio	$\frac{\text{Equity at year end} \times 100}{\text{Total equity and liabilities at year end}}$
Return on equity	$\frac{\text{Profit from ordinary activities after tax} \times 100}{\text{Average equity}}$

Operating review

Principal activities of the company

Motorola Solutions Group's activities include the development and sale of customized communications solutions that support the customer and its users need for future-proof communication solutions for their business.

Motorola Solutions Danmark A/S activities relates to development, sale and maintenance of portable and mobile, stationary communications.

The company's sales and maintenance is primarily for public- and commercial customers.

Sales activities are undertaken from own departments in Denmark and from Danish and European distributors. Furthermore, Motorola Solutions Danmark A/S handles various services on behalf of other Motorola companies for which the company receives a fee.

In addition, the company works closely with the operator Dansk Beredskabskommunikation A/S a subsidiary of Motorola Solutions Inc.

Development in activities and financial position

Revenue

The company turnover in 2020 amounted to 151,9 DKKm versus 156,2 DKKm in 2019. The result is slightly below Management opinion in 2019 Annual Report.

Result after tax

2020 net profit of the year is a surplus of 5,6 DKKm versus 2019 surplus of 6,7 DKKm.

In 2020 the company has continued its focus on cost control. Further to the cost control initiatives the company expanded the sales and support and continued to add new Research and Development knowledge to the organization. The initiatives done is made for aligning the company to the future.

Equity amounts to 45,9 DKKm after distribution of profit for the year.

Cash Flow

The company's cash flow position is satisfactorily. The cash available by the end of 2020 amounted to 39,3 DKKm.

Significant events after the balance sheet date

After the balance sheet date, no subsequent events, which have significant impact on the Company's financial position, have occurred.

Outlook 2021

Management expectations for 2021 is a turnover at the 2020 level. The outlook is based on focusing on the company's core business.

The total cost is expected to be at the same level as to 2020.

Overall, it is Management view that the company will reach a result in 2021 similar to the 2020 level.

Risk factors

Financial risk

As part of the Motorola Solutions Inc. Group and their strong financial position and cash flow, the company is very limited exposed to changes in the interest level.

Credit risk

The company has no significant risks towards individual customers or partners.

Environmental conditions

The company's main activity is predominantly development of communication solutions based on the Tetra standard and sales, therefore the impact on the surrounding environment is minimal.

Knowledge Resources

The company had an average of 136 employees in the company against 122 last year.

In 2020, Motorola Solutions Danmark A/S continued to pursue its comprehensive training program in order to maintain and enhance employees' personal and professional development. The program includes technical courses, management courses and courses in environment and safety.

This is essential for the company to continue to maintain and attract highly experienced people with expertise skills related to mobile communication.

To ensure a high and competence product quality the company is certified with ISO9001:2015 standard.

The use of ISO9001:2015 require a high level of competence and the company continues with additional investments with the aim of further increase of the competence level of the employees.

The development and knowledge increase to employees are done through the education program that is updated at a regular basis to ensure that the latest knowledge regarding Tetra technology is available.

FINANCIAL STATEMENTS FOR THE PERIOD 1 JANUARY – 31 DECEMBER

Income statement (TDKK)	Notes	2020	2019
Revenue	2	151,914	156,165
Production costs	3	<u>-101,266</u>	<u>-99,060</u>
GROSS PROFIT		50,648	57,105
Sales and distribution costs	3	-30,536	-31,343
Administrative expenses	3	<u>-12,530</u>	<u>-16,924</u>
ORDINARY OPERATING PROFIT		7,582	8,838
Financial income	4	468	422
Financial expenses		<u>-648</u>	<u>-561</u>
Financial profit		-180	-139
PROFIT BEFORE TAX		7,401	8,699
Tax for the year	5	<u>-1,796</u>	<u>-2,001</u>
PROFIT FOR THE YEAR		<u>5,605</u>	<u>6,699</u>
Proposed profit appropriation	10		

FINANCIAL STATEMENTS FOR THE PERIOD 1 JANUARY – 31 DECEMBER

Balance sheet (TDKK)		2020	2019
ASSETS	Notes		
NON-CURRENT ASSETS			
Technical equipment	6	<u>5,827</u>	<u>579</u>
		5,827	579
Investments			
Deposits	8	<u>148</u>	<u>2,955</u>
		148	2,955
Total non-current assets		<u>5,975</u>	<u>3,534</u>
CURRENT ASSETS			
Trade receivables		10,755	2,787
Receivables from affiliated companies		40,944	51,401
Deferred tax	9	645	1,132
Other receivables		1,693	58
Prepayments	7	<u>77</u>	<u>10</u>
		54,114	55,388
Cash at bank and in hand		<u>39,297</u>	<u>32,569</u>
Total current assets		<u>93,411</u>	<u>87,957</u>
TOTAL ASSETS		<u>99,386</u>	<u>91,491</u>

FINANCIAL STATEMENTS FOR THE PERIOD 1 JANUARY – 31 DECEMBER

Balance sheet (TDKK)	Notes	2020	2019
Equity and liabilities			
EQUITY			
Share capital		10,001	10,001
Retained earnings	10	<u>35,938</u>	<u>30,333</u>
Total equity		<u>45,939</u>	<u>40,334</u>
LIABILITIES			
Non-current liabilities other than provisions			
Other Payables		0	3,200
Prepayments	11	<u>21</u>	<u>67</u>
Total non-current liabilities other than provisions		<u>21</u>	<u>3,267</u>
Current liabilities			
Trade payables		3,716	3,509
Debt to affiliated companies		205	1,065
Income taxes		112	11,298
Other payables		40,808	29,677
Prepayments	11	<u>8,586</u>	<u>2,341</u>
Total current liabilities other than provisions		<u>53,426</u>	<u>47,890</u>
TOTAL LIABILITIES		<u>53,447</u>	<u>51,157</u>
TOTAL EQUITY AND LIABILITIES		<u>99,386</u>	<u>91,491</u>

Rental and lease obligations	12
Contingent liabilities	13
Collaterals	14
Related party transactions	15
Subsequent Events	16

FINANCIAL STATEMENTS FOR THE PERIOD 1 JANUARY – 31 DECEMBER

Equity

	Share Capital	Retained earnings	Total
Equity 1 January 2020	10,001	30,333	40,334
Transferred, cf. distribution of profit	0	5,605	5,605
Equity 31 December 2020	<u>10,001</u>	<u>35,938</u>	<u>45,939</u>

There have not been any changes to the share capital during the last 5 years.

Company capital
10,001 shares of 1 TDKK.

	2020	2019
	<u>10,001</u>	<u>10,001</u>

All shares have same rights.

FINANCIAL STATEMENTS FOR THE PERIOD 1 JANUARY – 31 DECEMBER

Notes to the financial statements

1. Accounting policies

The annual report of Motorola Solutions Danmark A/S for the year 2020 has been prepared in accordance with the provisions applying to reporting class C medium entities under the Danish Financial Statements Act.

In accordance with the Danish Financial Statements Act §86 paragraph 4 the company's cash flow statement is omitted because the financial statements is included in the consolidated financial statements of Motorola Solutions Inc.

The Financial Statements are presented in TDKK.

The accounting principles used in the preparation of the financial statements are consistent with those of last year.

General recognition and measurement

Assets are recognized in the balance sheet when it is probable that future economic benefits will flow to the Company and the asset can be reliably measured.

Liabilities are recognized in the balance sheet when it is probable that future economic benefits will flow from the company and the value can be measured reliably.

On initial recognition, assets and liabilities are measured at cost. Subsequently, assets and liabilities are measured as described for each item below.

Certain financial assets and liabilities are measured at amortized cost, applying a constant effective interest rate during the term. Amortized cost is calculated as initial cost after deduction of any principal repayments as well as additions / deduction of the accumulated amortization of the difference between cost and nominal amount.

The recognition or measurement takes into account predictable losses and risks arising before year-end reporting and which prove or disprove matters that existed at the balance sheet date.

Revenue is being recognized in the income statement as it occurs, including value adjustments of financial assets and liabilities measured at fair value or amortized cost. In addition, costs incurred for the year's earnings, including depreciation, write-down and provisions as well reversals due to changes in accounting estimates of amounts previously recognized in the income statement.

Conversion of foreign currency

Transactions in foreign currencies have been converted at the internal standard rate at transaction date. Receivables and payables that are payable in foreign currencies are converted to the internal standard rates.

Gains and losses, both realized and unrealized, are included in financial items in the income statement.

FINANCIAL STATEMENTS FOR THE PERIOD 1 JANUARY – 31 DECEMBER

Notes to the financial statements

1. Accounting policies

Income statement

Revenue

The company's net revenue represents the invoiced sales after deduction of any discounts, which are directly related to sales and fees for services performed.

Manufacturing costs

Manufacturing costs include costs such as depreciation and salaries incurred in order to obtain the annual revenue for the year.

This includes direct and indirect costs of raw materials, wages and salaries, rentals and leasing and depreciation of production.

Research and development costs are expensed as incurred and included in cost of sales in the income statement.

Sales and distribution costs

Sales and distribution cost include cost incurred in distributing goods sold during the year and for the years accomplished sales campaigns, etc. Also included are costs for sales employees, advertising and exhibition expenses as well as depreciation.

Administration costs

Administration cost include cost incurred during the year for leadership and administration of the company, including costs for administrative personnel, office premises and office expenses as well as depreciation.

Financial income and expenses

Financial income and expenses include interest, debt and foreign currency transactions, write-down of financial assets and liabilities, surcharges and refunds under the tax on account scheme etc.

Income tax expense

The tax for the year which consists of the current tax for the year, joint taxation contributions for the year and changes in the deferred tax, is recognized in the income statement.

FINANCIAL STATEMENTS FOR THE PERIOD 1 JANUARY – 31 DECEMBER

Notes to the financial statements

1. Accounting policies

Balance sheet

Tangible fixed assets

Leasehold improvements, technical equipment under construction as well as operating equipment and fixtures are being measured at cost less accumulated depreciation and write-down.

Cost includes purchase price and any costs directly attributable to the acquisition until the date when the asset is ready for use. For internally constructed assets the cost includes direct and indirect costs of materials, components, sub-contractors and salary.

Straight-line depreciation is based on the following assessment of the expected useful life: Leasehold improvements up to 10 years.

Tools and equipment 3 to 8 years.

Depreciation is recognized in the income statement under production costs, distribution costs and administrative expenses.

Profit or loss on disposal of tangible fixed assets is calculated as the difference between the sales price less selling costs and the carrying amount at the time of sale. Profit or loss is recognized in the income statement under production costs, distribution costs as well as administrative expenses.

The useful life and residual value are reassessed annually. Changes are treated as accounting estimates, and the effect on depreciation is recognised prospectively.

Accounts receivable

Receivables are measured at amortized cost.

The company has set aside a reserve against potential losses based on an individual assessment of each individual receivable.

Prepayments (assets)

Accruals included under assets, includes costs incurred, concerning subsequent financial years.

FINANCIAL STATEMENTS FOR THE PERIOD 1 JANUARY – 31 DECEMBER

Notes to the financial statements

1. Accounting policies

Balance sheet

Income tax and deferred tax

Current tax liabilities and current tax receivables are recognized in the balance sheet as tax calculated on the taxable income, adjusted for tax on prior years' taxable income and tax paid on account.

Payable and receivable joint taxation contributions are recognized in the balance sheet under accounts with affiliates.

Deferred tax is measured according to the balance liability method of all temporary differences between accounting and tax values of assets and liabilities. It does not recognize deferred tax on temporary differences relating to items where temporary differences have arisen at the time of acquisition without affecting profit or taxable income. In those situations, where the tax base can be made for alternative taxation rules, deferred tax is based on the planned use of the asset or settlement of the obligation.

Deferred tax assets, including the tax value of tax loss carry forwards, are measured at the expected realizable value of the asset, either by set-off against tax on future revenue or by set-off against deferred tax liabilities within the same legal tax entity.

Changes in deferred tax due to change in tax rate is recognized in the income statement.

Cash equivalents

Cash equivalents comprise cash and short-term securities, which are readily convertible into cash and which are subject to an insignificant risk of changes in value.

Liabilities

Financial liabilities are recognized at the time of borrowing by the amount of proceeds received less borrowing costs. In subsequent periods, the financial liabilities are measured at amortized cost equal to the capitalized value when using effective interest, the difference between the proceeds and the nominal value being recognized in the income statement over the term of loan.

Prepayments (liabilities)

Prepayments recognized under liabilities include payments received concerning income in subsequent years.

FINANCIAL STATEMENTS FOR THE PERIOD 1 JANUARY – 31 DECEMBER

Notes to the financial statements

2. Revenue

The company deals exclusively within the segment development, sales and maintenance of portable as well as mobile and stationary communication devices and enterprise equipment such as scanners and data capture devices.

The company's revenue is divided into the following geographical areas:

	2020	2019
Denmark	19,875	27,132
Other countries	132,039	129,033
Total Revenue	<u>151,914</u>	<u>156,165</u>

3. Employee costs

Wages and salaries	96,207	95,625
Pensions	8,343	7,844
Other social security costs	292	271
	<u>104,842</u>	<u>103,740</u>

It is distributed as follows

Production costs	73,599	69,714
Sales and distribution cost	22,227	22,097
Administrative cost	9,016	11,930
	<u>104,842</u>	<u>103,740</u>

Average number of full-time employees	<u>136</u>	<u>122</u>
---------------------------------------	------------	------------

Remuneration to the Executive Board and the Board of Directors	<u>3,056</u>	<u>2,087</u>
--	--------------	--------------

The Company's management is part of a group established international option program.

With reference to the Danish Financial Statement Act section 98.b, the remuneration to the Executive Board and the Board of Directors has been disclosed together.

FINANCIAL STATEMENTS FOR THE PERIOD 1 JANUARY – 31 DECEMBER

Notes to the financial statements

4. Financial income	2020	2019
Interest from group companies	68	0
Income from currency translations	400	422
	<u>468</u>	<u>422</u>

5. Tax for the year		
Adjustment of deferred tax for the year	518	253
Current tax for the year	1,278	1,748
	<u>1,796</u>	<u>2,001</u>

6. Property, plant and equipment

Accumulated cost	Leasehold Improvements	Machinery and equipment
Cost 1 Jan. 2020	14,327	11,950
Additions	0	5,482
Retirement	0	-804
Cost 31 Dec. 2020	<u>14,327</u>	<u>16,628</u>

Accumulated depreciation		
Balance 1 Jan. 2020	14,327	11,372
Retirement	0	-804
Annual depreciation	0	234
Balance 31 Dec. 2020	<u>14,327</u>	<u>10,802</u>
Carrying value 31 Dec. 2020	<u>0</u>	<u>5,827</u>

7. Prepayments assets	2020	2019
Prepayments for employees	67	1
Other	10	9
	<u>77</u>	<u>10</u>

FINANCIAL STATEMENTS FOR THE PERIOD 1 JANUARY – 31 DECEMBER

Notes to the financial statements

	2020	2019
8. Deposits		
Balance at January 1	2,955	2,955
Adjustment in 2020	<u>-2,807</u>	<u>0</u>
Balance at December 31	<u>148</u>	<u>2,955</u>
9. Deferred taxes		
Balance at January 1	1,132	1,385
Adjustment of deferred tax for the year	<u>-487</u>	<u>-253</u>
Balance at December 31	<u>645</u>	<u>1,132</u>
Deferred taxes relate to:		
Plant and equipment	<u>645</u>	<u>1,132</u>
	<u>645</u>	<u>1,132</u>
10. Proposed profit appropriation		
At disposal:		
Profit for the year	5,605	6,699
Retained earnings	<u>30,333</u>	<u>23,634</u>
Total disposal	<u>35,938</u>	<u>30,333</u>
Distribution of profit of the financial year		
Retained earnings	35,938	30,333
Proposed dividend	<u>0</u>	<u>0</u>
	<u>35,938</u>	<u>30,333</u>
11. Prepayments liabilities		
Prepayments are distributed as follows:		
0-1 year	8,586	2,341
1-5 years	<u>21</u>	<u>67</u>
	<u>8,606</u>	<u>2,408</u>
The amount is recognized as income over the contractual period running up to 5 years.		
Customers payments	84	62
Deferred Revenue	<u>8,522</u>	<u>2,346</u>
	<u>8,606</u>	<u>2,408</u>

FINANCIAL STATEMENTS FOR THE PERIOD 1 JANUARY – 31 DECEMBER

Notes to the financial statements

12. Rental and leasing obligation	2020	2019
Obligation due 0-1 year	6,814	8,210
Obligation due 1-5 years	23,320	1,517
Obligation due more 5 years	8,107	0
Total rental- and leasing obligations	<u>38,241</u>	<u>9,728</u>

The amounts for rent and leasing obligations include total obligations concerning cars and rental obligations for a number of contracts covering various periods up to and including 2027.

13. Contingent liabilities

The company is jointly taxed with other Danish group companies. As the administrative company, together with the other group enterprises included in the joint taxation, the Company has joint and several unlimited liability for Danish corporation taxes and withholding taxes on dividends, interest and royalties within the joint taxation. At 31 December 2020, the jointly taxed companies' net liabilities to SKAT amounted to 112 TDKK. Any subsequent correction of the taxable income subject to joint taxation may entail that the Company's liability will increase.

14. Collaterals

There is issued guarantee toward facility lease of 3.4 DKKm (2019: 0.0 DKKm).

15. Related party transactions

Purchases of product and service are bought from group enterprises on normal commercial terms and conditions.

Controlling interest

Motorola Solutions Inc., 500W, Montroc Street Chicago, 60661 Illinois, USA.

Ownership

Motorola Solutions Finance EMEA Ltd., Nova South, 160 Victoria Street, London SW1E 5LB, United Kingdom, which is the nearest parent company where consolidation is reported.

The ultimate parent company for consolidation is Motorola Solutions Inc., 500 W. Monroe Street Chicago, IL 60661, USA

The consolidated financial statements of Motorola Solutions Inc. are available at the Company's address or on the Company's website <http://investors.motorolasolutions.com/>.

16. Subsequent Events

After the balance sheet date, no subsequent events, which have significant impact on the Company's financial position, have occurred.